



فصلنامه مدیریت شهری

(ویژه نامه لاتین)

Urban management

No.43 Summer 2016

■ 65 - 80 ■

Received 29 Aug 2015; Accepted 2 Feb 2016

Explaining the sense of space with a phenomenological approach

Pooran Ahmadvand¹ - M.SC. In Architecture, Lecturer Department of Architecture, Yadegare - Emam Khomeini -Shahre Rey Branch, Islamic Azad University, Tehran, Iran

Zahra Ghanjal - M.SC. In Architecture, Department of Architecture, Qazvin Branch, Islamic Azad University, Qazvin, Iran

Maryam Mousavirad - M.SC. In Repair and Restoration of Historical Building, Lecturer Department of Architecture, Yadegare -Emam Khomeini -Shahre Rey Branch, Islamic Azad University, Tehran, Iran

Abstract

Studies addressing such concepts as place, sense of place, place attachment, place identity, place dependence, rootedness, genius loci, topophilia, and place-making can be found in count-less disciplinary and applied fields devoted to the design, planning, stewardship, and restoration of places that vary in kind and scale from homes, neighborhoods, and cities to parks, and ecosystems. This article identifies opportunities and challenges to using sense of place as motivation for long-term stewardship at multiple spatial scales in a rapidly changing world. Sense of place reflects processes by which individuals or groups identify, attach to, depend on, and modify places, as well as the meanings, values, and feelings that individuals or groups associate with a place. The results of research show that An overview of the defined sense of place shows that sense of place is a result of the relationship of Man, his mental imaginations, and environmental characteristics. The concept, on the one hand, is rooted in the subjective experiences such as memories, traditions, history, culture, and society. It can be affected by the objective and external effects in the environment such as design, landscape, smell, and sound, on the other hand. Accordingly, sense of place is a complicated concept of the human feelings and attachment towards the environment that is produced due to the adaptation and use of place by the human. It means that sense of place has not been a predetermined event but results from the human interaction with the environment.

Key Words: *attachment location, identity, location, activities, individual and social factors.*

1. Corresponding Author, Tel: 09126184721 Email Address: Pahmadvand@gmail.com

Introduction

Psychology important places, often based on the activities and meanings, the most important concepts in creating a sense of place, are enumerated. The composition and physical characteristics of the environment to deal with the mental and emotional aspects of a person, memories and mental images earlier, norms and values, characteristics and culture and social circumstances of time and place, human perception of the surrounding environment marks itself. "Everyday life, limited to spaces such as city, street, building and room in which to live. These places are the visible part of a person's life while he was not aware of it. But places are created and create meaning people pass along it" (Dovey, 1999). Attachment to a subject as an object, place, person and other issues facing people in their daily lives, based on life experiences, structures, and behavioral, cognitive, emotional and social person. Because people on the basis of behavioral, cognitive, sensory and social of "self" and all your new experiences and encounters with new subject on the basis of this plan, perception, and for organizing and sorting them out¹. In addition, sometimes in bed attachment behavioral and social systems as well as processes of socialization and also created security threats, is activated. What in cities, neglecting the effect of the physical lo-

cation of human emotions.

"Cities need a place to laugh, live, work, learn, buy and sell, death, birth, discussion, debate, politics and briefly place to meet the needs of physical, social and emotional they are. Cities where people get that from loneliness and poverty in search of a relationship, which is part of mental health, out of their homes" (Baum, 1993).

Globalization processes, unexpected issues arising from the interaction of cultures and a lack of social and cultural ties between the places / specific areas, including the factors contributing to the rise in today's cities are in place. (Carmona, Matthew, et al, 2005,98).

The importance of place attachment

Scholarly attention to the concept of place attachment in recent years partly due to awareness of the fact that human connection - places with globalization, the movement and transport of spatial and exceed environmental problems, is being undermined. (Sanders, Bowie & Bowie 2003, Sennett 2000, Relph 1976)²; Attachment location for events psychology (Brown & Perkins, 1992), immigration (Neg, 1998) and displacement (Giuliani, Ferrara & Barabotti, 2003) can be used. It also refers to the attachment location to plan and encourage the use of public spaces like national parks can be used. (Kyle, Graefe & Maming, 2005) attachment site is associated with

1. In simple terms, sense of place can be defined as "the collection of meanings, beliefs, symbols, values, and feelings that individuals and groups associate with a particular locality" (Williams and Stewart, 1998). It is the meaning or importance of a place based on human experience, social relationships, emotions, and thoughts (Stedman, 2003a; Tuan, 1977). However, this definition fails to capture the contextual and dynamic nature of sense of place. "Places are interpreted, narrated, perceived, felt, understood, and imagined" (Gieryn, 2000). Sense of place reflects not only experiences with places but also the cultural, religious, historical, and personal meanings of places and the power and economic relationships that shape historical and current interactions with places. Together, these feelings may build attachment to a place in ways that contribute to and are affected by a person's or group's identity and worldview (Ardoin, 2006; Fresque-Baxter and Armitage, 2012; Lewicka, 2011; Tuan, 1977; Williams and Stewart, 1998; Yung et al., 2003). For example, families of fishers, ranchers, farmers, and foresters who have lived in the same place for generations often feel strong attachment to their place.

2. Place means "being" and "room". "Being" by itself means "the existence" and "having existence"; it can also refer to "survive" and "living". One of the other meanings of being is "situating" and "happening" (Dehkhoda, 1994). Thus, it can be interpreted that place itself is where the events flow. The events that are going on in order to live; and as having a close relation with the existence and life it is also life-giving; Place is where we have a perfect understanding of the existence and life (Habibi, 2008). Ali Madanipur (2000) knows place as a part of the space with a sense of value and meaning. Afshar Naderi (1999) imagines that a place is where resulted from interacting three components 1) human behavior, 2) definitions and 3) physical features (Mahmoodi Nejad, 2008). Place is a part of the space that due to certain factors will acquire a unique and unrepeatable identity. Shoultz states: "it is a feature of architecture to alter an area into place; that is to act out the potentiality of the environment" (Reiesi, 2012). According to phenomenology, place is somewhere more than an abstract area. Place is a totality built of real objects and things and with materials, substance, form, texture, and color. All the components together define the environmental character of the place (Partovi, 2003).

the study of environmental perceptions. In terms of human geography, space meaningful link and "sense of place" Effective public relations is to provide basic human needs. Some writers a sense of place, including 3 under the concept of place identity, place attachment and spatial dependence know. (Jorgensen & Stedman, 2001) or the relationships ancestral, feeling like "confidant or theirs" and wish to remain in place (Hay, 1998).

In the literature of migration, emphasizing the move or "dispersion" is, so that attachment, "the intensity of longing for lost places" is defined. Urban sociologists and scholars of society, in the interests of town, the house and the neighborhood have (Kasarda & Janowitz, 1974). Even among disciplines, models differ in the definition of attachment locations. For example, it is said that attachment places emphasis on social characteristics (Woldoff, 2002), physical properties (Stokols & Shumaker, 1981), or both (Riger & Lavrakas, 1981) is. Manso stated that "It's not really that important, but rather what you can experience in a place called, makes sense" (Manso, 2005) in the department, the attachment of symbolic meanings location that is shared among members. The group's interest in culture, gender and religions are studied. Culture through experiences shared history, values and symbols, connects people to places (Low, 1992)¹.

The attachment of a person's cultural values

influences the location and the individual experiences in a place where cultural attachment increases. Toan (1974), the word "topophilia" or "love the place" to be used for communication and attachment to place and Ralph place attachment as an emotional bond with the environment, provide basic human needs defined. Foliave in 1996 showed that well as cognitive component attachment location, attach the details for your environment and organized knowledge. feldemenz in 1990 also announced that they are attached to specific types of places. Asteklz and Schumacher eighth in 1981, the concept of "total dependence Location" to explain, for the attachment, paradigm contains information about common properties of places that may be related to each. Algvvarh kind of place a desired location may be associated with knowledge and beliefs².

The attachment of place

Attachment organized within the framework of the three-dimensional location (person-process-location) is when an attachment location on the meanings specified individually or collectively. The psychological, erotic elements (sensory), to be included cognitive and behavioral attachment and space, the spatial location features include the distinctive character and prominence of physical elements or association. New research examines several aspects of this framework it is possible to cre-

1. Place has some features such as sense. The landscape reflects the sense of any place. It is the view that reflects the conditions of the location and shows the human values, activities and objectives (Mahmoodi Nejad, 2008). Phenomenologists know the sense of place as a link due to understanding the routine symbols and activities. This kind of feeling can be created in one's place of living and get depth over time (Relph, 1976). Individual and social values influence on the quality of the sense of place. The standards, views and, in particular, the individual and social behavior of people are also under the influence of the feeling of the site of living. Individuals' participation in the social activities depends on how they feel about the place of life. The sense of place is not only creates coordination and proper functioning of the human and architectural environment but also provides a sense of security, fun and emotional awareness for the individuals. It is certainly a sense of place to help the identity and belonging sense of people to place (Canter, 1971).

2. Most writings about sense of place treat it as a psychologically and socially constructed process. The foundational writings of Tuan (1977), for example, differentiate between "space," which is the physical environment and "place", which is imbued with experiential, narrated, and imagined meanings. Others note the additional importance of biophysical and aesthetic attributes of place that draw people to particular locations and provide the opportunity for people to derive meaning from them (Jackson, 1994; Ryden, 1993; Shields, 1991; Stedman, 2003a). There are therefore multiple, sometimes competing, discourses about sense of place (Arts and Buizer, 2009). By this we mean both alternative framings of sense of place (Scho'n and Rein, 1994) and alternative social practices, including objects of knowledge, social relationships, institutional arrangements, and power processes (Foucault, 1994; Fischer, 2003; Arts and Buizer, 2009). In this sense, sense of place is a boundary object or concept that can facilitate learning and communication across disciplines and between theoreticians and managers (Star, 2010), while at the same time acting as a barrier to consensus among disciplines or social groups as to its definition or utility in fostering stewardship. We return to this tension in the Conclusion.

ate practical definition for quantitative studies, conducting semi-structured interviews for qualitative studies and assessment used in the management of land use (Scannell & Gifford, 2010).

Social and physical dimensions of space divided into two levels attachment locations. Hidalgo and Hernandez in 2001; Physical and social levels attachment locations in three different spatial levels (home, neighborhood and city) were measured, they found that the intensity of attachment varies depending on the level of analysis. Most of the neighborhood's homes attachment to levels seen. And in 1981, has suggested that "interested public" or "Pledge" of social relations, belonging to the community and meet with residents and neighborhood kids and attachment to physical or "original" and length of residence, property and planning to stay is predictable¹.

The study was conducted in 1963 in a neighborhood completely destroyed; he proved that strong neighborhood ties can arise from interpersonal interactions; physical characteristics such as density; proximity and the existence of these interactions affect social adaptation and other areas (Fried, 2000). Of the position (on the basis of class, ethnicity and religion) and life stage similarly, the location and type of housing in accordance with the lifestyle and economic constraints they choose (Hunter, 1974). In 1974 to investigate the Do you feel the local community can be collective:

1. social (mass) stand: (Systemic model) or
2. Can be worn with population size and density: (Linear model) in his study systematically verified models: the period of residence with stronger social relationships are the number of local acquaintances, friends and relatives linked.

Lali 15 in 1992 says that spatial linkages are very important because they symbolized their social bonds. All functions can be included in the attachment location of the attachment locations for survival and security, and to continue providing objective and self-organization (personal or material) according to the cited ppp. Other function that attachment places for people provides a sense of belonging (Giuliani, 2003); and that the attachment to a location with distinctive qualities physical or social, identity and self-esteem boost (Tigger- Ross & Uzzell, 1996).

Some have suggested that attachment location is a precursor to a friend's children (Chatterjee, 2005). PPP framework so applications can be used in three general categories:

- (1) organize and achieve their definitions and structures defined applications and
- (2) methodology
- (3) Heuristic value - mentally noted.

Sense of place "interaction between stimulus and emotion, knowledge, beliefs and behavior in relation to one place" is (1992 Altman & Low). Many studies using pattern psychometric three concepts that a psychologist (attachment, affiliation and identity) as measured structures is adapted; Steadman in 2001 by combining three areas of emotional, cognitive, behavioral, and structural relationships between attachment theory definitions attitude in place, local identity and the spatial dependence of the defense. Attachment places: an emotional bond between a person and a special place (Altman & Low, 1992).

Local identity: Believe in your area that reflects the location (Jorgensen, Stedman, 2001); and spatial dependence: the extent to which places a set of objective facilitates different compared to other environments (Williams &

1. Some literature suggests that attachment to place is likely to be strongest in local places with which people regularly interact (e.g., their ranch or community garden) (Stedman, 2003b). The symbolic meanings of these places are shaped by a person's experiences, as modified or reinforced by history, culture, politics, and religion. The multi-generational experience of indigenous and other people with their lands, for example, strongly shapes their identity as salmon or river people or as ranchers or herders (Nelson, 1983; Sayre, 2005; Thornton, 2008). An ethic of respect for these places and associated resources tends to foster stewardship (Berkes, 2008), which is often reinforced through social ties with other people having similar cultural roots (Lewicka, 2011). Nonetheless, there are people in every community who do not follow an ethic of respect for nature, regardless of professed norms.

Vaske, 2003).

The well-known theoretical model of “David Canter”, a pioneer of the conceptual studies in architecture and urban design, can be one of the theoretical frameworks capable of explaining the components of the urban design quality. Based on the model of Fig. 1 (a) (known as place type), the urban environment is a “place” consisting of three tangled dimensions “form”, “Activities” and the “imagination”. According to the theory, the quality of urban design is the result of three components. Each component must meet one of the three conditions, “form”, “activity” and the “imagination” of the city environment (Canter, 1977). The attractiveness and efficiency of model “counter” have led other scholars of the urban design to present various versions of the model. For example, the model “sense of place” of “John Panter” referring to the components involved in creating a sense of place can be a subversion of the model “Canter”. Based on the model “John Panter” in Fig 2 (b), three components of “form”, “activity” and “meaning” are involved in creating a sense of place. The components of “Panter” are similar to those suggested by “Canter” namely “form”, “activities” and “imagination” (Panter, 1991).

Generally, your local identity as an element of the identity of the person will be accepted. And Such identity, location and means to deal;

The attachment location is associated with a feeling of safety and security.

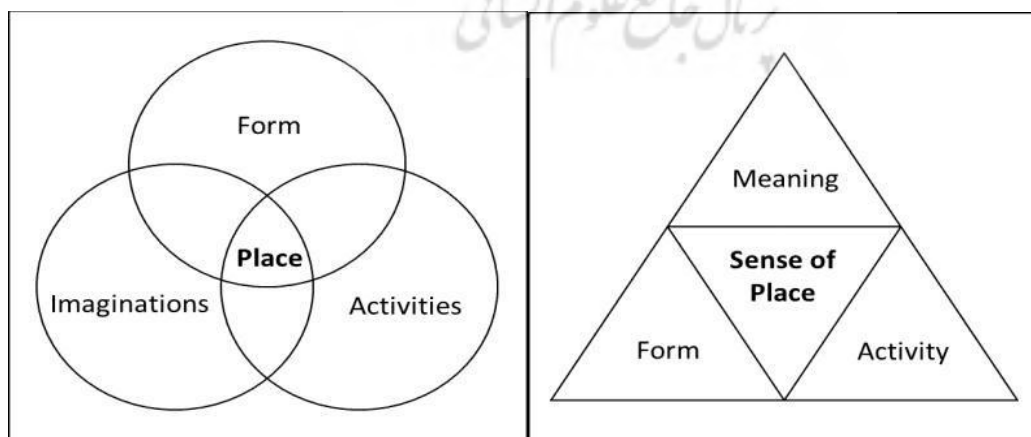
Here are the examples explaining the rules applied for creation, which are categorized by the nature of repetition:

Repetition in forms (regular rhythm): A regular rhythm is created by repeating an element through regular recurrence; and the repeated elements are often similar in size or length. In graphic design, it could be a shape that reoccurs by some intervals or in certain patterns to constitute a design. In architectural design, it could be the repetition of a single wall unit or vertical opening in Figures, or balcony unit in Figure 3 to form a facade, or simple shape to composite the roof in Figure 4. Figures 4 were designs done by Alvar Aalto.

Repetition in structure (structure rhythm): A structure rhythm is created by combining be amsand maintain the structural properties of equilibrium. Figure 5 was the Riola Parish Church designed by Aalto, which has repeated curved beam and column structure that creates rhythm in three-dimension.

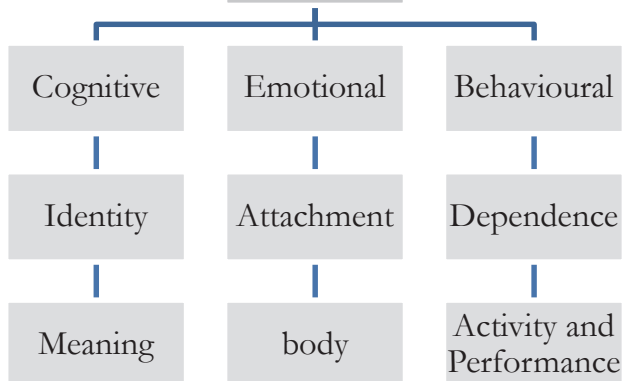
The impact of individual factors on the attachment of palce

The sense of space is different from person to person. Dovey says in “places reflect identities, differences and compete in different groups based on gender, class, religion, ethnicity, culture and represents the political interests of people, power, freedom, interests,



▲ Fig 1. (a) Sense of place model (Canter, 1977); (b) Sense of place model (Panter, 1977).

Location Extension



▲ Chart 1. Bond of attachment location and place, authors on the opinions; Sources: Nielsen-Pincus, 2010.


مدیریت شهری

فصلنامه مدیریت شهری
(ویژه نامه لاتین)
Urban Management
No.43 Summer 2016

70



▲ Figure 1. Church of the Plains by Aalto, 1951–1960. Note: Photo: Kalevi A.M'akinen, Alvar Aalto Museum. Approximately 1960. & Figure 2. Muuratsalo, Experiment alHouse by Aalto, 1952– 1954. Note: Photo: EinoM'okinen, Alvar Aalto Museum.



▲ Figure 3. Paimio Sanatorium by Aalto, 1928–32. Photo: Photo- grapher unknown, Alvar Aalto Museum. 1930s. & Figure 4. Riola Church by Aalto, 1966–1980. Note: Photo: Maija Holma, Alvar Aalto Museum.1997.

social system and have common interests in consumer motivation” (Dovey, 1991).

Luca historic districts in 2008 found that residents are much more dominated by regions attached to living in the modern apartments are occupied. But these effects are uncommon

attachment to the city. Measuring the impact of social attachment is less than the effects of social sustainability is measured by duration of residence. Recently, the issue of behavioral and emotional outcomes in a series of empirical studies by evishi residential stability and

co-workers tested in 2007 and found that the members of the Sustainable Communities, more sustainable communities is low. baloun in 1997 showed that greater social history of the period of residence is removable for attachment.

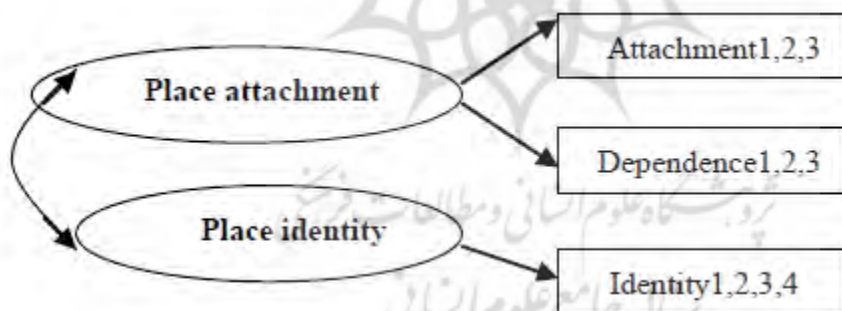
It also found that the number of displacements in 1993 is a positive indicator of attachment to the house. And found that immigration is not associated with attachment locations, but also at an age when migration is associated with different patterns of attachment locations. The younger immigrants, attachment based on communication with friends, family and emotional characteristics as well. While older immigrants, attachment based on the consent of the new housing on the basis of positive contrast with the previous house.

In a series of studies, the age of a person is independent positive attachment locations. (Shamai & Ilatov, 2005) and the strongest indirect effect through the period of residence is age. Age weaker relationship to the

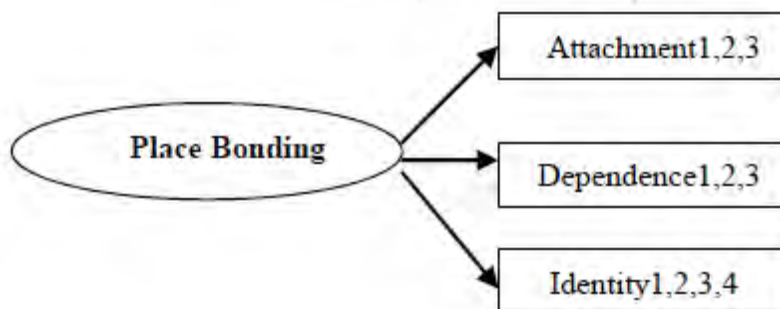
displacement inside the city than between cities and positively associated with ownership of the apartment/house and also positively associated with a sense of security. Gillis test the effects of the size of the attachment that is dependent on the gender of participants: Women are more interested in men and vice versa (Gillis, 1977).

In general, the data are consistent attachment sites not associated with the family. Information about the relationship between socioeconomic status (SES) (income, education) and place attachment, the image shows inconsistency. Income and higher education, sometimes with higher attachment (Krannich & Greider, 1984) but often show a negative relationship (Fried, 2000; Lewicka, 2005).

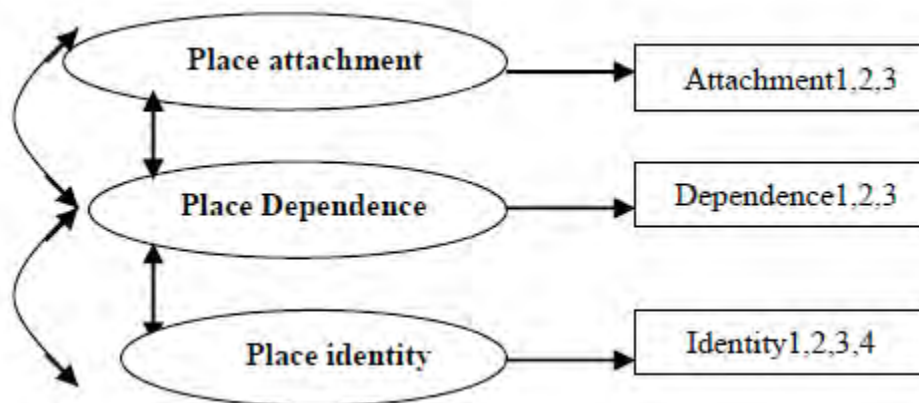
People may be different in socioeconomic status, the greater the intensity of the attachment are different types of attachment. Those with more education may be more correct attitudes in their country of residence to obtain specific than those who have lower socioeconomic status (Daily identity) (Cf. Hummon, 1992).



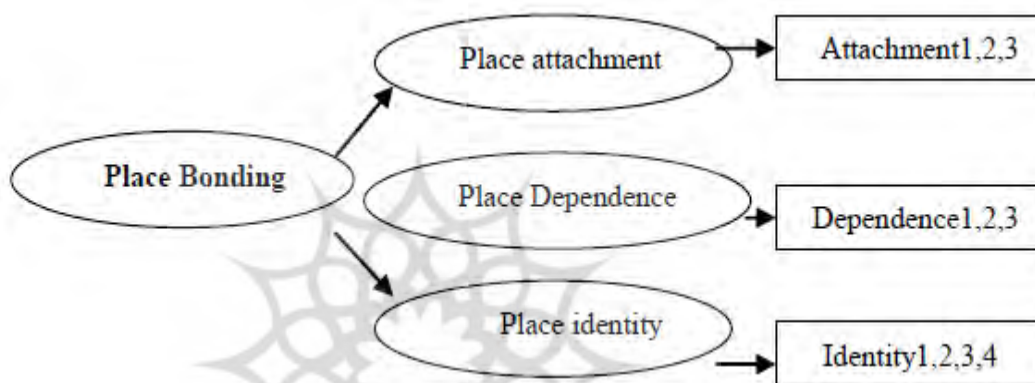
▲ Model A: two-factor model; Source: finding of research.



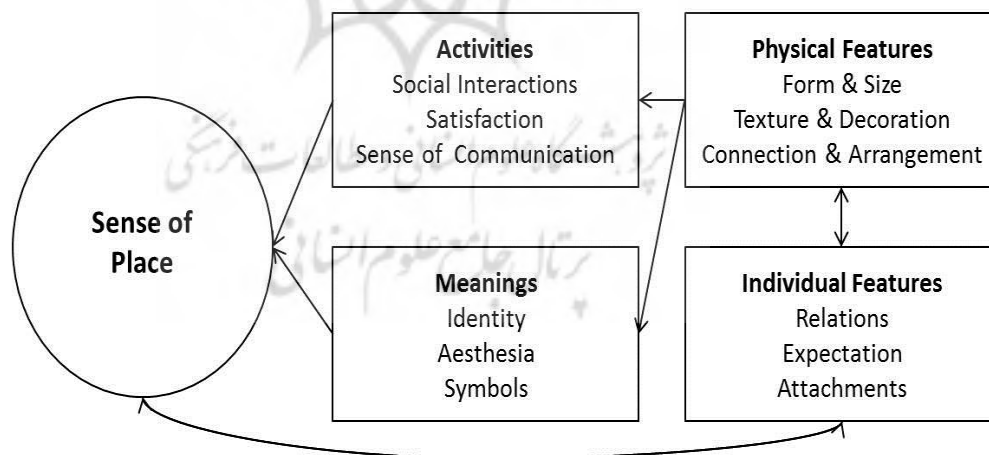
▲ Model B: one-factor model; Source: finding of research.



▲Model C: three-factor model; Source: finding of research.



▲Model D: Model Higher; Source: finding of research.



▲Fig 2. The model of important factors forming sense of place (Falahat, 2006).

“Nielsen and Pincus” in his study of the theoretical model above table, two-factor structure model to test hypotheses about the effect of personal characteristics including local owners/absent, duration and seasonality location,

location the link is used. And in 1983 shows that the decline in cognitive differences about themselves and where it will happen over time. So as a structure, identity and place of residence should increase with time. Season-

ality of the time and place of residence are important factors attachment.

Place attachment and identity

Hernandez and colleagues in 2007 in accordance with the opinion of at least four different perspectives on the relationship between place attachment and place identity in literature:

1-they can be considered as common sense (Brown & werner, 1985);

2-Attachment locations can be is part of the local identity (Lalli, 1992).

3-Third-place identity can be part of the attachment location (Kyle, graefe & Manning, 2005);

4-Both concepts are only the size of a higher order concept (Jorgensen & Stedman, 2001).

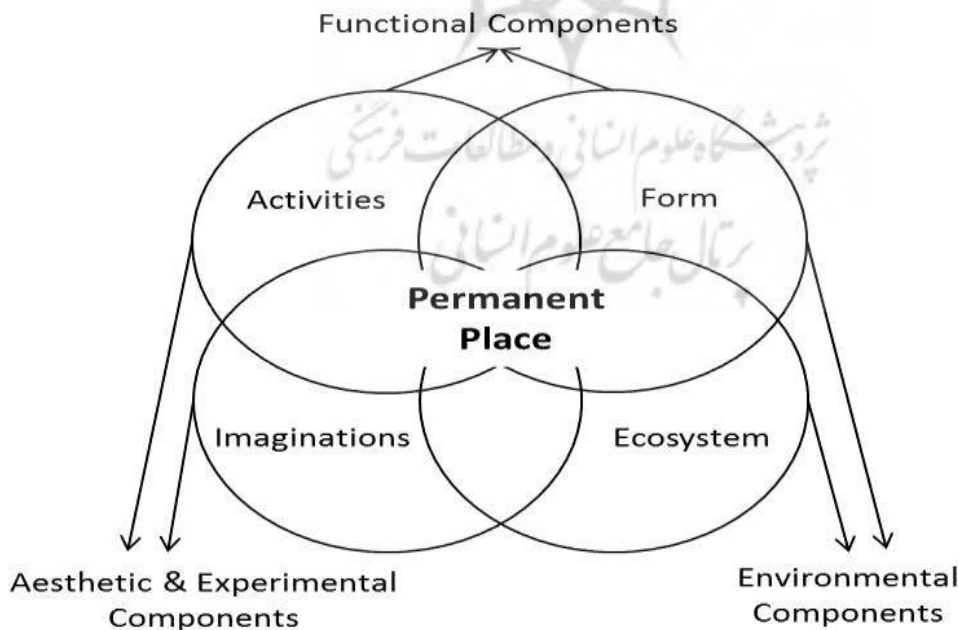
Based on empirical studies, the authors comment the fifth proposed: place attachment and place identity, although related, are two different methods of communication with places and should be treated differently (Hernandez et al, 2007).

Place attachment and identity in accordance with some individual variables such as gender, age, and education level can also vary:

1-Gender: In a study on a sample of Italian done, gender positively on local communities affected (Prezza, Amici, Roberti & Tedeschi, 2001). But no clear criteria on gender identity location have not been found, Identity, “with feeling being at home” were exercised. However, when I checked the local identity, sexuality have absolutely no effect women than men have higher levels of attachment locations.

2-Age: place attachment and place identity plays an important role to play. (Ng, Kam & pong, 2005; Pretty et al, 2003) but usually mediated its effects by period of residence. Local identity generally includes research in psychology with a place that is developed over time and is thus dependent on a lot of time (Hernandez et al, 2007).

3-Level of Education: Mesh and maneuver in 1998, has shown that educated people, prejudice and pride of the neighborhood are more likely to regret their displacement and transfer of those places. It also noted that more people check their physical and social environmental factors, the higher the probability of attachment to place. Lewicka was also in 2005 that the level of education, place attachment



▲ Fig 3. Permanent place model (Golkar, 2000).

is a negative factor, so that more educated people, territorially more moving and therefore less reliant on special place. Tartagly 28 in 2009 also found that educational level negatively affects local identity. There is consensus about the causal direction: attachment location, participation prophecy and vice versa, as well as any literature on the relationship between participation and local identity has not been found. Meanings are attached (Stedman, 2002).

The correlation between social relationships and duration of residence indirect effects on identity and attachment to the show; the number of friends in the area, when people decide to stay there, the longer and vice versa; So his period of residence indirect effect of the attachment locations through local relations. (Cfr. Lewicka, 2009), people with lower educational levels are more and more attached

to their city dwellers are detected. Identity associated with the high levels of positive social group; So place attachment and identity leads to positive perceptions of the place and its inhabitants.

Boston urban renewal western end of the study showed that despite the destruction of housing, social and environmental residents had a strong attachment location. (Fried, 1963), but on the contrary, public housing high-rise New Pruitt-Igo in St. Louis who are physically at first was invited to the attachment location or other obligations do not, and the project quickly destroyed (Rainwater, 1970). Both example, for various reasons showed that good quality housing is not equivalent to strong residential ties. A poor housing condition may, strong local attachment to cover. But physical ability or economically destructive residents to protect their homes reflect.

Schultz model of sense of place	
Criteria	Sub-criteria
Typology	Moods Perception and Understanding of the Environment Dialog and Discussion Being with others
Topology	Landscape (natural entities) Built Complexes (natural entities)
Morphology	Space and Character

▲ Table 1. The main principles of Schultz model of Sense of place.

Lewicka model of sense of place	
Criteria	Sub-criteria
Physical	Type of housing Building size Yard House
Social	Social Neighborhood Relations Feeling of security
Social and Demographic	Age and Education Period of stay Family size

▲ Table 2. The main principles of Lewicka model of sense of place.

Residents of neighborhoods that are physically disordered and decaying understanding, have less attachment (Mc Guire, 1997).

In assessing the relevant approaches to measure satisfaction in a suburban neighborhood, the traditional approach of “regular logic model” to relationship satisfaction neighborhood explanatory variables to the dependent variable or used. In evaluating its relationship suburban neighborhood and community in Ankara in urban environments, from the analysis of “chi-square” to evaluate the relationship between socio-demographic characteristics and home values, homes, neighborhood and community, the tendency to segregation and discrimination associated with neighborhoods the other is in use. The T-test for differences between the two environments used in the attachment and social values; two aspects of local identity is very important: the distinction in perceived neighborhoods compared with other places and its role in individual and collective memory. Thus, the distinction and continuity are the main components of the concept of local identity (Korpela, 1989; Lalli, 1992; Uzzell et al, 2002).

Lali and Karbala showed that the attachment as a central element of identity. The concept of community refers to several dimensions of interwoven areas: physical environment, communication links, dependence symbolic, cultural heritage. A sense of community (SOC) is defined by Sarason, “a sense that one part of a two-way communication network support and is available now” (Sarason, 1974). Sense of community is composed of four dimensions: (Member, Union, and emotional attachment needs additional subscribers).

Up to now, empirical research is essentially this concept in a variety of community, of the block has done to the whole city. A sense of community with various indicators of quality of daily life such as life satisfaction (Prezza & Costantini, 1998), the perception of safety and security (Perkins & Taylor, 1996), social and political participation (Charis & Wanders-

man, 1990) is mobile. Low and Altman noted that further analysis has shown that places human links’ impact (stimulus), affect and emotion to this basic concept, the second issue focused attitude or emotion, movement and emotion to the environment, special orientation which can be varied in several ways-the scale or the size and breadth, the symbolic felt, known and experienced in front of the unknown and not experience.

It also stated that the attachment location, topic or idea with a variety of time. (Oscillation period) (Low & Altman (1992)), but several similar concepts in the field that contains the attachment assembly (Kasarda & Janowitz, 1974), a sense of place (Hay, 1998), local identity (Proshansky, 1978), spatial dependence (Stokols & Shumaker, 1981) and rootedness (Hummon, 1992) is. Rgnbv place attachment scale by Williams and Williams, Roggenbuck was developed in 1989; (Jorgensen & Stedman, 2001) and (Williams & Vaske, 2003) scale, a valid and reliable measure of making the attachment places.

Low and Altman said the emotional qualities associated with cognition (thinking, knowledge and belief) and training (actions and behaviors) are. So attachment location, stimulating interaction and emotion, knowledge, beliefs and behavior are. Proshansky local identity as “dimensions of personal identity and self-definition in relation to the physical environment to support complex pattern of conscious and non-conscious ideals, beliefs, preferences, feelings, values, goals, and behavioral tendencies and skills related to the environment” defined (Proshansky, 1978).

Interesting places and activities (dependence)

Loss of meaning and sense of space, negative implications for the mental health of people and places they are linked with collective identity, memory and history brings (Gieryn, 2000). Spatial dependence of the properties of the physical form and grassroots activism as well as user perception the relevant char-



acteristics reflected. The findings suggest that activity as the most important component is affecting the attachment location. Obtained from literature review and local issues, activities, and it also feature strongly associated with attachment locations, including Vitality, Variation, and position is selected.

Evaluation of the relationship between activity and attachment dimensions location, the strategy underlying findings are based on survey sampling and in-depth interviews have been conducted. Find the underlying systematically to collect evidence on the form and pattern of activity in the streets used noting that street users in the social, cultural and diverse performance, respondents are clustered according to their role; So qualitative and quantitative approaches was used in data analysis.

Street vendors, because of different methods of trade, lower prices and access to differentiated products, are strongly associated with traditional street, so street vending activities contribute more distinct sense of place. Density and diversity of users, study and live location support and contribute to a stronger attachment. User diversity, people, activities and experiences, conceptual combination provides users interpreted in different ways in different places, so protean put on it (Bentley et al, 1985).

The role of economic, social and cultural bond prices objects and attachment providing continuous and repeated visits are crucial. Therefore, social and cultural attachment, and enhance the community level spatial development and creates stronger social identity. Jacobs stated that: "Activities in the built environment, the quality of production and also reflects the success of urban areas with human activity is influenced by the amount of versatility" (Jacobs, 1999). Users in terms of performance and in terms of emotional commercial streets (according to various meanings and levels of importance) are attached. Semantics associated with places, personal

experiences and group activities rely heavily components linked sites.

Assess the validity and generalizability of place attachment

Early studies of attachment locations in the built environment had been recent efforts, including assessing attachment residents to the resource-dependent communities Tourism (Vorkinn & Riese, 2001), attachment of local residents to "special places" near (Eisenhouer et al, 2000) Visitors to the entertainment venues and tourist interests (Warzecha & Lime, 2001; Williams et al, 1992; Moore & Graefe, 1994) and is second place in between owners (Gorgensen & Stedman, 2001).

Spatial dependence (attachment function), the importance of location to provide features and conditions that are specific objectives or activities desired item provides. (Williams & Roggenbuck, 1989) This attachment function in the physical characteristics of the region can be seen and ongoing relationship with the particular environment recommended. These studies confirmed that the attachment is strongly associated with familiar with the range associated with the location. (Williams et al, 1992) but clumsy issues, including the traditional selection of items and reliability, combining the dimensional structure, composition and extension of credit criteria among the locations are places of attachment.


Not only valid measure place attachment between people with different levels of attachment to particular locations should be different, but that person's attachment surfaces for various places acquires, is also different. In general, less theoretical reasoning to predict the location of attachment correlation with maximum individual variables (age, income, education) there; Generalizability theory, a range of psychological and educational measurement theory is a classic credit for generalizability theory to show questions the validity of items(Cronbach et al, 1972; Sharelson & Webb, 1991), validating both the attachment (affiliation and identity) as well as the general-

izability of the location of use. Good measure place attachment in designing, measuring not among the places, people or the general aspects, but also among the items that will be created each dimension, generalized accept. In the case of attachment locations, three different forms (individuals, dimensions and areas) and are a generalized form (the items available in size) that each person, then, the region and the item, it is a level of corresponding shape.

Conclusion

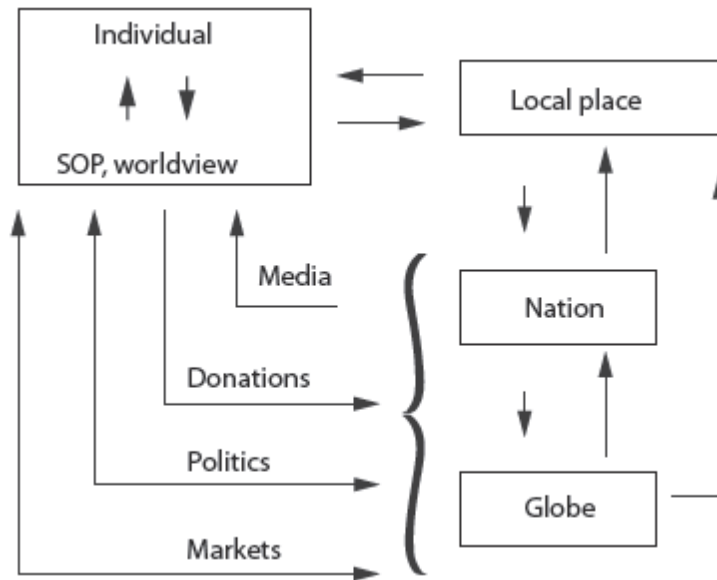
By attachment to a place of interest, knowledge, and experience one of the places on the characteristics of individual, group and various cultural and social connections to be made between them, in fact it is based on the interaction of cognitive, emotional and behavior among individuals, groups social and physical location for conscious and unconscious takes shape over time. Emotional dimension while creating a sense of place and sense of life, the behavior is responsive and committed on the

premises and can also improve environmental practices; This is due to the social significance of residential areas in the cities, more and more attention to attachment to place and to identify factors amplifier adds that in these spaces. Most definitions about the attachment location, describe the sensory issues. Many studies using psychometric model of the three concepts (attachment, affiliation and identity) uses. The purpose and meaning of place identity, place attachment with a sense of safety and spatial correlation with specific performance objectives are concerned. Psychological, emotional, cognitive and behavioral concepts such attachment, identity and dependency, and these were followed by three factors: location (physical, meaning and activity) is associated. So interesting places to positive perceptions of the place (physical environment) and the positive perception of the identity of its inhabitants (social environment) leads; the analysis suggests that the spa-



Final Theoretical Framework Sense of Place		
Criteria	Sub-criteria	Theoretician
Demographic characteristics	Age	Lewica
	Education	
	Length of stay	
	Family size	
Physical and visual features	The quality of the physical form (type, size and area of residence)	Canter
	The quality of the physical components in the context of the neighborhood	Panter
	objective Landscape quality in the context of the neighborhood	Falahat
	Quality of access in the neighborhood	Golkar
Social characteristics and activities	Opportunity for social interaction	Canter
	Providing a variety of activities and entertainment	Panter
	Feeling of security	Falahat
	Satisfaction of the neighborhood	Golkar
Meanings	Sense of identity	Lewica
	Legibility and the symbolic grabber	Schultz
Ecosystem	The quality of the natural landscape	Golkar
	Harmony with the natural environment	

▲ Table 3. Developed theoretical framework for the components of a sense of place



▲ Fig 1. Sense of place (SOP) and worldview at the local scale are influenced by sense of place and interactions with places at regional-to-global scales through media, donations, politics, and markets, as well as by biophysical interactions among places that occur across scales.

tial dependence of local identity and particularly act independently. Spatial dependence of the properties of the physical form and grassroots activism reflected the users' perceptions of their properties. Vitality, diversity, choices and interactions are part of the key activities that place a strong connection with the attachment.

References

- Aiello, Antonio, et al (2010), "Neighborhood planning improvement: Physical attributes, cognitive and affective evaluation and activities in two neighborhoods in Rome", *Evaluation and Program Planning*, pp.264-275.
- Brown, Barbara. Perkins, Douglas D., Brown, Graham. (2003), "Place attachment in a revitalizing neighborhood: Individual and block levels of analysis", *Journal of Environmental Psychology* 23, pp. 259-271.
- Cronbach, L.J., G.Gleser, H.Nanda & N. Rajaratnam (1972), *the dependability of behavioral measurements: Theory of generalizability for scores and profiles*, Wiley, New York. p410.
- Haynes, Robin. et al (2007), *Modifiable neighborhood units, zone design and residents perceptions*, *Health & Place* 13, pp.812-825.
- Jorgensen, B.S. & R.C.Stedman.2001, "Sense of

place as an attitude: Lakeshore owners attitudes toward their properties", *Environmental psychology*.21, pp.233-248.

Kyle, Gerard. Graefe, Alan. Manning, Robert. (2005) *Testing the dimensionality of place attachment in recreational settings*, *Environment and Behavior*, Vol.37 N.2, pp.153-177

Lovejoy, Kristin. Handy, Susan., Mokhtarian, Patricia.(2010), *Neighborhood satisfaction in suburban versus traditional environments: An evaluation of contributing characteristics in eight California neighborhoods*, *Landscape and Urban Planning* 97, pp.37-48.

Lewicka, Maria.(2009), *What makes neighborhood different from home and city? Effects of place scale on place attachment*, *Journal of Environmental Psychology* xxx, pp.1-17.

Nielsen-Pincus. Et al (2010), *Socio-demographic effects on place bonding*, *Journal of Environmental Psychology* xxx, pp.1-12.

Raymond, Christopher M, et al (2010), "The measurement of place attachment: Personal, community, and environmental connections", *Journal of Environmental Psychology* 30, pp.422-434.

Rollero, Chiara. De Piccoli, Norma.(2010), *Place attachment, identification and environment perception: An empirical study*, *Journal of Environmental Psy-*

chology 30, pp.198-205.

Scannell, Leila. Gifford, Robert.(2010), *Defining place attachment: A tripartite organizing framework*, *Journal of Environmental Psychology* 30, pp.1-10.

Scannell, Leila, Gifford, Robert.(2010), "The relations between natural and civic place attachment and pro-environmental behavior", *Journal of Environmental Psychology* 30, pp.289-297.

Ujang, Norsidah., Dola, Kamariah.(2007), *Linking activity and place attachment dimensions in enhancing the sense of place*, *Landscape Architecture Department, Faculty of design and architecture, University Putra Malaysia*, pp.59-67.

Vorkinn, M. & H. Riese.(2001), "Environmental concern in a local context: The significance of place attachment.", *Environment Behavior* 33(2):249-363.

Williams, Daniel R., Vaske, Jerry H.(2003), *The measurement of place attachment: Validity and Generalizability of a Psychometric Approach*, *Forest Science* 49(6), pp.830-840.

Williams, D.R. & J.W. Roggenbuck(1989). "Measuring place attachment: Some preliminary results", *Leisure Research. National Recreation and Park Association, Alexandria, VA*, P.32.

مدیریت شهری

فصلنامه مدیریت شهری
(ویژه نامه لاتین)

Urban Management
No.43 Summer 2016

■ 79 ■

پژوهشگاه علوم انسانی و مطالعات فرهنگی
پرتال جامع علوم انسانی

مدیریت شهری

فصلنامه مدیریت شهری
(ویژه نامه لاتین)
Urban Management
No.43 Summer 2016

■ 80 ■

