




## Analysis of Articles in the Journal of Rural Research and Planning (JRRP)

Saeid Nasire Zare <sup>1</sup>, Mehdi Cheraghi  <sup>2\*</sup>

1- Ph.D. Student in Geography and Rural Planning, Kharazmi University, Tehran, Iran

2- Assistant Prof. in Geography & Rural Planning, Zanjan University, Zanjan, Iran.

### Abstract

**Purpose-** Scientific papers are presented for benefit in journals. The studies are carried out academically and in accordance with the needs of society. Therefore, examining them is essential to journals and academics. This paper aims to analyze the articles of the Journal of Rural Planning and Research and the connection of these articles with the challenges and obstacles of rural development.

**Design/methodology/approach-** Scientometrics research was the basis of the current research. Scientometrics is defined as quantitatively studying science or measuring the quality and impact of research. As a field, Scientometrics uses statistical methods and techniques to quantify research and achievements to reveal the research development process and can be a tool for decision-making. The main themes include measuring research quality and impact, citation processes, mapping scientific fields, and using indicators in research policy and management. The method of collecting information was from libraries and the citation database in the "Publish or Perish" software program. The indexes of "Network Density", "Centrality Degree", "Betweenness Centrality", "Eigenvector" and "Clustering Coefficient", as well as "H-Index", were used in this study. Ravar Matrix was used to prepare the self-interaction matrix, and Ucinet and Gephi were used to analyze the indicators and make graphs. Also, the co-occurrence of the keywords of the articles was the basis for identifying the topics of the articles.

**Findings-** Journal of Rural Research and Planning (JRRP), has published 348 articles in 10 volumes and 35 issues. Authors such as Anabestani, Barghi and Rezvani had the highest number of connections in the collaboration network. On the other hand, researchers like Taghdisi, Anabestani, Afrakhteh and Bouzarjomehri are the most influential authors of the Journal. Moreover, the main topic of the papers is Economic Development in rural areas. According to the changes and evolution of the leading research topics, the issue of sustainable development has been one of the main research approaches in the last few years. After that, studies have been conducted more on sustainable livelihood development, connected with other topics .

**Originality / value-** Neglecting social and cultural challenges seems to be the common shortcomings of rural research besides rural development programs in Iran. This issue indicates the need for more integration in research and calls for attention in development programs.

**Keywords-** Geography, Scient metrics, Network analysis, Journal of Research and Rural Planning.

Use your device to scan and read the article online



### How to cite this article:

Nasire Zare, S. & Cheraghi, M. (2023). Analysis of articles in the Journal of Rural Research and Planning (JRRP). *Journal of Research & Rural Planning*, 12(2), 1-17.

<http://dx.doi.org/10.22067/jrpp.v12i2.2205-1046>

### Date:

Received: 08-10-2022

Revised: 26-12-2022

Accepted: 25-02- 2023

Available Online: 25-02-2023

### \*Corresponding Author:

**Cheraghi, Mehdi, Ph.D.**

**Address:** Department of Geography & Rural Planning, Faculty of Humanities Sciences, Zanjan University, Zanjan, Iran.

**Tel:** +989192784198

**E-Mail:** mcheraghi@znu.ac.ir

## 1. Introduction

Scientific journals spread research findings and disseminate achievements of original studies and research by academics and experts in various fields (Mirzaei et al., 2013). Today, these journals are published in various scientific fields worldwide, whose scientific development requires meticulous investigations. Scientometrics analysis methods are one of the most important scientific methods to investigate this matter. Scientometrics analyzes the quantitative evaluation of research activities, the system and the structure of a scientific field, and external and internal activities. This investigation can help efficiently use scientific sources to optimize economic-social structures (Bagalkoti et al., 2014; Djalalinia. et al., 2012; Sengupta, 1992). These methods are increasingly used to evaluate and compare research performance geographically (W. Liu et al., 2018) and have attracted many researchers in various scientific fields (Merigó et al., 2017). These methods can help to understand the scientific situation and research paths (Mao et al., 2018; B. Wang et al., 2014). Furthermore, they significantly help identify research gaps (Gall et al., 2015), which will be necessary to guide future studies (Baffoe, 2020).

The Journal of Rural Planning and Research, a geography-related journal, has been published continually since 2012 by the Department of Geography of Ferdowsi University in Mashhad, Iran. This journal was ranked Q1 in the latest Islamic World Citation Database (ISC) evaluation. The journal has editorial board members with expertise in rural studies and related scientific fields, indexing in various databases. Moreover, the journal is one of Iran's most critical geographical journals that publish English articles. The present research, using scientometric indicators, investigated the scientific performance of the Journal of Rural Research and Planning after publishing 35 issues. Furthermore, the research will draw and analyze the social networks of research collaborations in the published articles. Therefore, this paper aims to provide a comprehensive view of the scientific interactions of researchers in that field and to create a clear picture of these collaborations, which can identify the journal's primary and critical scientific actors. Finally, studying and knowing the topics of the journal articles and addressing the current needs in

rural studies can help improve the journal's scientific role.

## 2. Research Theoretical Literature

Scientometrics is the study of quantitative aspects of science or the measurable quality and impact of research (Mingers et al., 2015). Scientometrics, or Scientology, was first formed in the Soviet Union when Dobrev and Carnova used the term Scientology for the first time. The turnover was first used in the essays of Cole, Ealse and Hulme, who used published articles to compare scientific production in different countries. Despite many activities in this field, the objectives and techniques of scientometrics were not determined until 1969. It was when Nalimov and Mulchenko defined the subfields of scientometrics and its scope of work. The publication of the International Journal of Science in 1978 by Braun was an essential step towards the global recognition and development of this science (Noroozi Chakoli, 2021; Mingers et al., 2015; Aminpour, 2008).

As a field, Scientology uses statistical methods and techniques to quantify research and achievements to reveal the research development process and can be a tool for decision-making (Olawumi et al., 2018; Qiu et al., 2017). Also, these methods are used when ranking institutions and universities around the world (Ellegaard et al., 2015; De Bellis, 2009) and can show the dynamics of scientific results, spatial and institutional distribution, scientific collaborations and main directions of the trends (H. Wang et al., 2019; Zhang et al., 2009; Chiu et al., 2004). The main themes include methods of measuring research quality and impact, citation processes, mapping scientific fields, and using indicators in research policy and management (Yang et al., 2020; Mingers et al., 2015).

Social network analysis has emerged as a key approach in modern sociology. The social network can be introduced as a set of nodes (social entities) and edges (connections) related to each of these nodes (Bródka et al., 2011). For example, in co-author networks, a number of authors (nodes) are connected through joint authorship (edges) and form a kind of social network; the characteristics of this network can be examined as indicators of social network analysis (Vasfi & Feizollahi 2020). In the current research, these indicators are examined:

**Network Density:** This index is defined as the ratio of the number of existing links to all possible links. The value of this numerical index is between zero and one. The closer the density score of a network is to 1, the network is denser, and the closer to zero, the looser and more discrete (Soheili & Osareh, 2012). Density shows how the relations are and how coherent these nodes are in the network. In other words, the higher average density of the network indicates more links and close relationships between nodes (Han et al., 2006), hence an increase in the intensity.

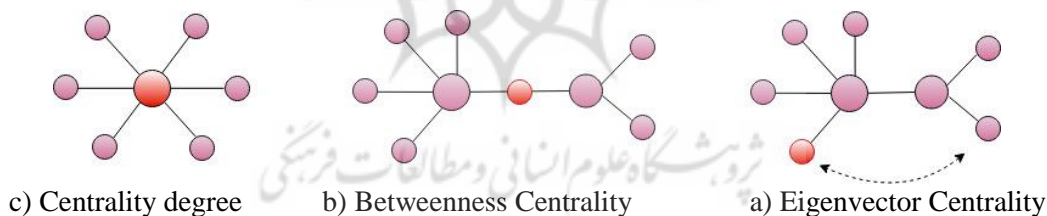
**Centrality Degree:** The centrality of a person means credibility and position in the field of activity. Therefore, people who are more influential in a scientific or social network often gain more centrality value (Salemi et al., 2012). The degree centrality index is the simplest type of centrality in which the value of each node is obtained by counting the number of neighboring nodes. Based on this indicator, the higher one's degree of centrality, the more connections, ergo, influence the person has (Nikzad et al., 2011).

**Betweenness Centrality:** This index identifies one's position in a network based on the ability of that person to establish relationships with others. A

person who has obtained a favorable and strong position in the network and has a significant influence on what happens in the network will also have a high inter-centrality (Sentinel visualizes, 2010). Nodes with high interactivity play an essential role in connecting the network and have a central position in the network. These nodes play an essential role in the circulation of information in the network (Abbasi et al., 2012). In general, the betweenness centrality is a point that is between groups of points. In other words, it is the middle point through which the communication paths of other points shall pass. This powerful node has the ability to increase communication or isolation (Soheili & Osareh, 2013).

**Eigenvector Centrality:** The centrality of the eigenvector implies the amount of communication of a person with other powerful and central people in a social network. Therefore, this indicator is the point that has the most centrality of the eigenvector and has many central neighbors, hence causing more power.

**Clustering Coefficient:** This indicator indicates the tendency of people in the network to form different clusters through co-writing.



**Figure 1. Network centrality**

Source: Tabatabai Amiri et al., 2020 and findings of the researchers, 2021

### 2.1. Review of research background

As yet, little research has been done to review and analyze Iranian geographical scientific journals. Sadat Bashiri and Khorasani (2016) examined the articles of the Journal of Rural Research between 2010 and 2016. In their research, using content analysis and descriptive methods, they concluded that most of the authors were men, and their organizational affiliations were mostly from the University of Tehran. The topics of rural tourism and sustainable development had the largest number of articles. In another research, Bozarjomehri et al., (2015) investigated rural geography research between 1948-2008. In their research, they examined the historical process of

printing and publishing articles and then the subject of the articles. In another research, Noee (2011), analyzed the articles of the Journal of Geographical Landscape of the Islamic Azad University, Rasht Branch (2006- 2010). The findings showed that 110 articles were written in this period, and the most active authors were Parviz Rezaei, Nasrollah Molaei Hashjin and Teymoor Amar. Also, most of the authors are male, and Azad University, Tehran University and Shahid Beheshti University are the popular affiliations in the journal. A few studies were conducted about the studied subject. However, in the studies on scientometrics, the contribution to scientific policy-making was considerable in providing a wide range of tools for

measuring, visualizing and evaluating science (Morichika et al., 2016). The following is a review of the literature on scientometrics for scientific research: Natural hazards (Sahil et al., 2021; Emmer, 2018; Sweileh, 2019; X. Liu et al., 2012; Chiu et al., 2007); sustainable development (Xie et al., 2020; Olawumi et al., 2018); Smart city (Zhao et al., 2019), health and health care (Fu et al., 2019; Sun et al., 2021) and most recently after the corona epidemic, research related to this disease (Colavizza et al., 2021; Aristovnik et al., 2020; Haghani et al., 2020). Moreover, some researchers used scientometric methods to examine the scientific research of journals. Among these researchers is Liu for the Journal of Urban Studies and Ecology (Z. Liu, 2005), Business Journal (Fatt et al., 2010), and International Journal of Information Sciences and Information Management (Erfanmanesh & Hosseini, 2014).

Examining articles in scientific journals with the aim of their scientific development always interested scientists. Today, the use of this science in particular geographical subjects is also considered. In Iran, producing science and publishing international articles was discussed for the first time in the country in 1986 (e.i. 1365) at the University of Tehran. This measure was the first step to taking serious action in science production (Mousavi Mohadi, 2003). Since 2000 and after the emphases of the Supreme Leader of Iran and the Ministry of Science, Research and Technology on scientific research, science publication has dramatically increased. Subsequently, scientometrics tools have been used continuously to analyze the production of science. In addition, scientific collaborations and drawing the map of science indicate the expansion of the use of these tools.

### 3. Research Methodology

In terms of approach, the current research is a quantitative study, which is carried out by the method of scientometrics research. In the research, library research methods have been used to study theoretical literature and collect research information. The focus of the analysis is the articles published in the Journal of Rural Research and Planning. Therefore, the statistical population includes all the articles published in the journal, which were accepted by the reviewers between 2012 and 2021. The information was collected from libraries and the citation database in the

Publish or Perish software program. The study used the counting method to investigate the number of articles. Also, in the case of the cooperation of authors, the same score was given to all authors, so the order of the authors' names in the article was not taken into account. The indexes of network density, centrality degree, betweenness centrality, eigenvector and clustering coefficient were used to analyze the network of scientific collaborations among the authors, in addition to H-Index to identify the key. Also, to analyze and interpret the results, Ravar Matrix and, Ucinet were used to prepare the self-interaction matrix, and analyze the studied indicators. Gephi software was used to draw the graphs and networks. Keywords of the articles were applied to identify the topics and trace the relationships between them in the journal. In the first step, all articles were uploaded in the Mendeley program and the keywords of the articles were checked. Then through Vosviewer, the information was prepared for analyzing and illustrating the co-occurrence of keywords. The study only included keywords with more than three times repetitions. Finally, after defining the topic of the articles, the challenges of development in rural areas were investigated (Figure 2).



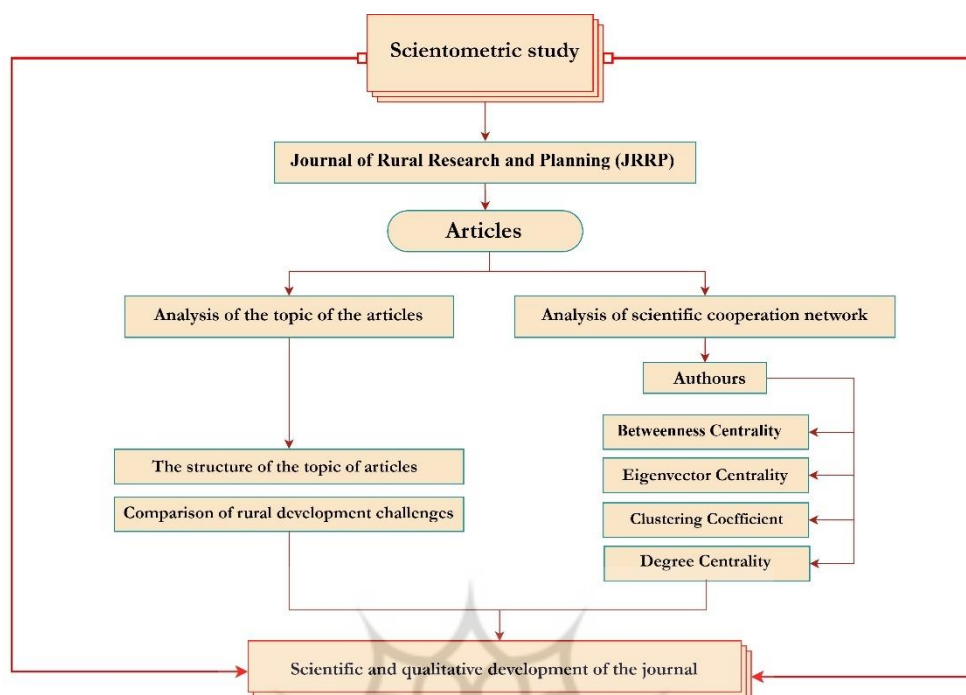


Figure 2. Research Methodology

#### 4. Research Findings

##### 4.1. Descriptive findings

Reviewing scientific texts is always essential for the future policies of scientific journals, research

planning and informed decisions. Journal of Rural Research and Planning has published 348 articles in 10 volumes and 35 issues. The authoring pattern of most of the authors was in the form of collaboration of three authors (Table 1).

Table 1. Descriptive characteristics of the Journal of Rural Research and Planning (JRRP)

Number of Volumes	10	Years	Issues	Articles	Citations	
Journal issues	35	2012	2	12	66	
The number of unique letters	0	2013	2	25	69	
Journal Articles	348	2014	4	40	73	
Collaboration of authors	Frequency	2015	4	52	126	
One Author	7	7.8	2016	4	52	99
Two Authors	88	25.3	2017	4	52	39
Three Authors	148	42.5	2018	3	28	32
Four Authors	78	22.4	2019	4	35	29
Five Authors	7	2	2020	4	28	2
More than five authors	0	0	2021	4	24	1
Sum	348	100	Sum	35	348	536

The number of citations of an article shows the importance of a topic for the authors of other

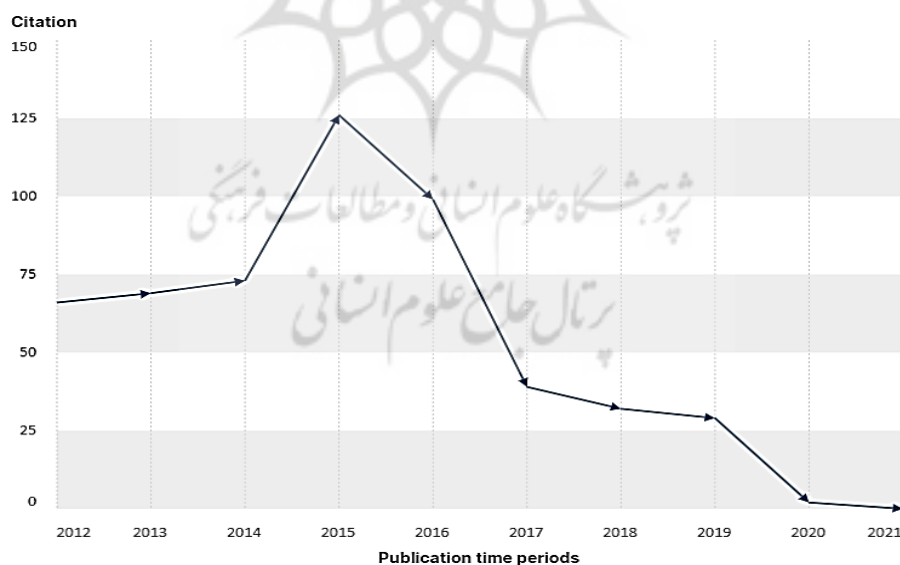
articles. There are eight highly cited articles in the journal of research and rural planning (Table 2)

**Table 2. The most cited articles in the Journal of Rural Research and Planning (JRRP)**

Row	Title	Authors	Years	Citations
1	The Effect of Strategic Thinking and Social Capital on Recognition of Entrepreneurial Opportunities among Rural Youths (Case Study: Kangavar County)	Vahid Aliabadi- Pouria Ataiee*- Reza Movahedi	2016	16
2	Measuring the Livelihood Properties in Rural Areas Using a Sustainable Livelihood Approach (Case Study: Rural Areas of Taybad County)	Hamdollah Sojasi Ghidari*- Tahereh Sadeqlu- Esmail Shakourifard	2016	14
3	An Investigation of the Factors Affecting Land Use Changing of Agricultural Lands	Jila Kalali Moghadam*	2015	12
4	Identify and Analysis the Factors Affecting the Development of Tourism in Rural Areas (Case Study: Rural Areas of Jiroft County)	Ahmad Taghdisi*- Hamid Reza Varesi; Mehdi Ahmadian- Hamid Asgari	2015	11
5	Rural Women's Empowerment in Improving Household Food Security in the Divandarreh County	Moslem Savari - Hosien Shabanali Fami* - Zhila Daneshvar Ameri	2015	9
6	The Spatial-Local Effects of Return Migration in Miyandoab County	Hasan Afrakhteh- Reza Manafiazar*- Mohammad Valai	2016	9
7	Identification and Analysis of Factors Affecting Agricultural Land Use Change in Rural Areas (Case Study: Sari County)	Amir Ahmadpour*- Esmail Alavi	2014	8
8	Locating the Rural Waste Landfills by Using Integrating Multi-Criteria Decision-Making Model in GIS Environment (Case Study: Shahrekord County)	Masoud Safeepour*- Sadegh Mokhtari Chelche- Seyyed Reza Hosseini- Ismail Soleymanirad	2016	8

These articles have been indexed from 2014 to 2016, and the topics of "Entrepreneurship", "Sustainable

living", "land Use" and "Development of Rural Tourism" are the most cited (Figure 3).


**Figure 3. The number of citations of articles in the Journal of Rural Research and Planning (JRRP)**

#### 4.2. Analysis of scientific collaborations

Investigating scientific collaborations among researchers has been discussed in scientometrics analysis. The cooperation of researchers has been vastly considered in recent years, and the results of studies can underline its importance and

advantages. For this analysis, 598 nodes (authors) and 1972 edges (co-authors) were obtained. According to the results, the authors Anabestani, Barghi and Rezvani had the highest number of connections in the writers' collaboration network. On the other hand, Rizvani, Afrakhte and

Bouzarjomehri have high betweenness centrality. The mentioned writers are the writers who have more power to cooperate with other writers. Also, the authors of Barghi, Rezvani and Bouzarjomehri

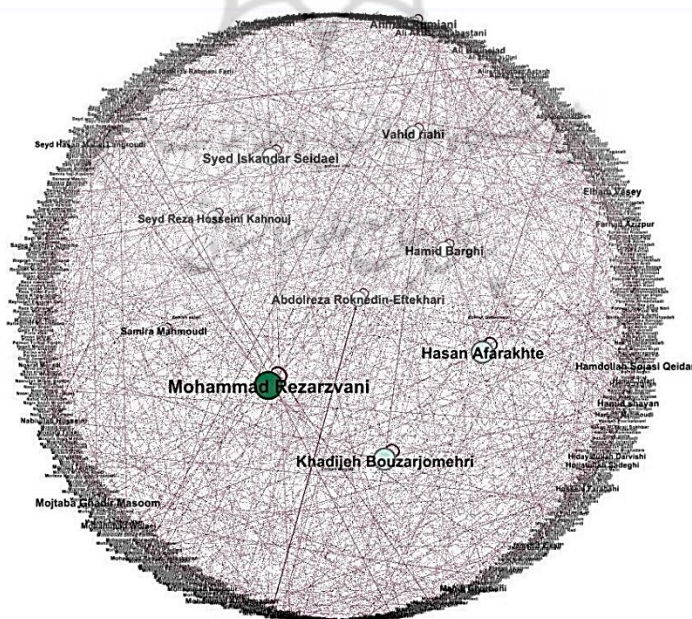
have a high value of eigenvector, which means these authors have more cooperation with authors who have more centrality and power in the network (Table 3).

**Table 3. Authors of articles based on central indicators**

Row	Degree centrality		Betweenness Centrality		Eigenvector Centrality	
1	Aliakbar Anabestani	0.045	Mohammadreza Rezvani	0.068	Hamid Barghi	1
2	Hamid Barghi	0.040	Hasan Afrakhteh	0.055	Mohammadreza Rezvani	0.936
3	Mohammadreza Rezvani	0.038	Khadijeh Bouzarjomehri	0.055	Khadijeh Bouzarjomehri	0.821
4	Khadijeh Bouzarjomehri	0.037	Seyyed Skandar Seydaii	0.042	Aliakbar Anabestani	0.761
5	Abdolreza Roknedin-Eftekhari	0.035	Vahid Riahi	0.038	Mojtaba Ghadiri Ma'soum	0.750
6	Yousef Ghanbari	0.033	Abdolreza Roknedin-Eftekhari	0.038	Yousef Ghanbari	0.749
7	Mojtaba Ghadiri Ma'soum	0.032	Hamid Barghi	0.037	Hamid Shayan	0.717
8	Mehdi Portaheri	0.032	Ahmed Romyani	0.034	Abdolreza Roknedin-Eftekhari	0.709
9	Hasan Afrakhteh	0.030	Seyed Reza Hosseini Kahnouj	0.033	Seyed Hasan Motiee Langroudi	0.682
10	Seyd Hasan Motiee Langroudi	0.030	Mojtaba Ghadiri Ma'soum	0.031	Hamdollah Sojasi Qeidari	0.635
Network density: 0.006		Nodes: 598		Links: 1972		

The value of network density was also determined to analyze the authors' cooperation network. The network density indicates how close the connection between the nodes of a network is to a complete network. The value is between 0 and 1, and the closer this value is to 1, it indicates the greater

tendency of network people to form clusters and cooperation. The density of the network for cooperation among the authors was 0.006. This low value indicates low cohesion and disunity among network researchers (Figure 4).



**Figure 4. The network of scientific collaborations in the Journal of Rural Research and Planning (JRRP)**

Different indexes have been provided to identify the most important authors. One of them is the h-Index which Hirsch presented in 2005 to evaluate

the scientific-research output of researchers individually (Hirsch, 2005). This index shows the role each of the researchers alone has in advancing

the frontiers of science and knowledge. The high value of this index indicates the scientific power and influence of the researcher on the scientific

progress in that subject. We selected the authors with the highest citation and obtained their h-index (Table 4).

**Table 4. Identification of the most important authors of the Journal based on h\_Index**

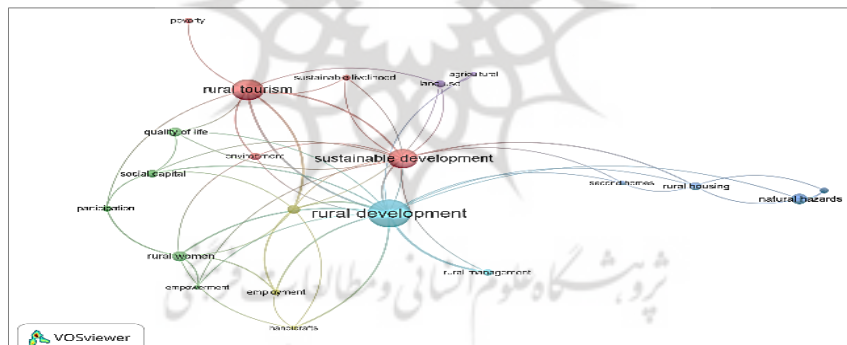
Authors	1	2	3	4	5	6	7	Sum	H-Index	Rank
Ahmad Taghdisi	11	7	5	2	2	2	2	31	3	1
Hamid Barghi	2	2	2	1	1	1	-	9	2	2
Aliakbar Anabestani	8	4	3	3	1	-	-	19	3	1
Hasan Afrakhteh	9	7	4	2	1	-	-	23	3	1
Mohammadreza Rezvani	6	5	2	2	1	-	-	16	2	2
Abdolreza Roknedin-Eftekhari	5	3	1	1	-	-	-	10	2	2
Yousef Ghanbari	7	3	2	-	-	-	-	12	2	2
Khadijeh Bouzarjomehri	8	8	3	-	-	-	-	19	3	1
Vahid Riahi	5	3	1	-	-	-	-	9	2	2
Seyed Hasan Motiee Langroudi	4	3	2	-	-	-	-	9	2	2

Researchers Taghdisi, Anabestani, Afrakhteh and Bouzarjomehri have the highest number of indicators, and these authors are key and influential authors in the Journal of Rural Planning Research.

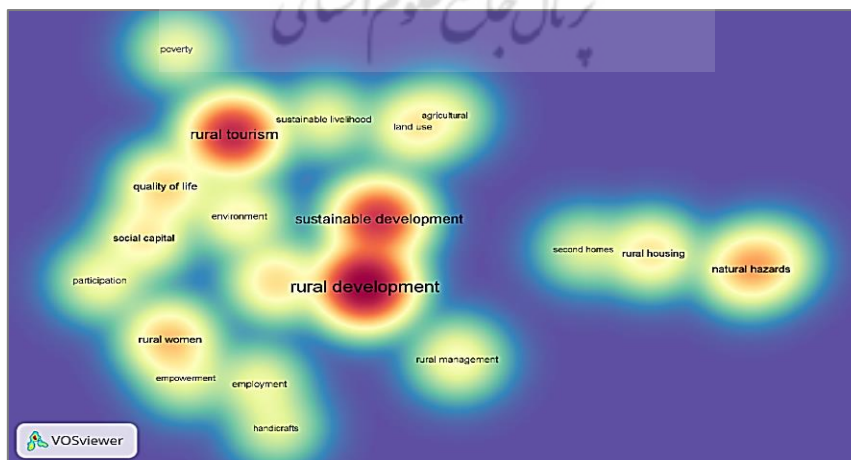
**4.3. Analyzing the topic of the articles**

The keywords specified by the authors in the articles are significant because they are the main

concepts of the authors to communicate with the audience. The authors of the journal used 595 keywords to express the topic of their study in the keywords, and these phrases were on different topics. Therefore, we only selected the phrases that were repeated more than three times and the 21 phrases are illustrated in Figure (5).



(a)



(b)

**Figure 5. (a) keyword connection network & (b) keyword co-occurrence network 2012-2021**



The method of clustering words based on co-occurrence was used to check the keywords in detail (Table 5). Keywords in this method were grouped in 6 clusters. There are five keywords in the first and second clusters. Tourism and

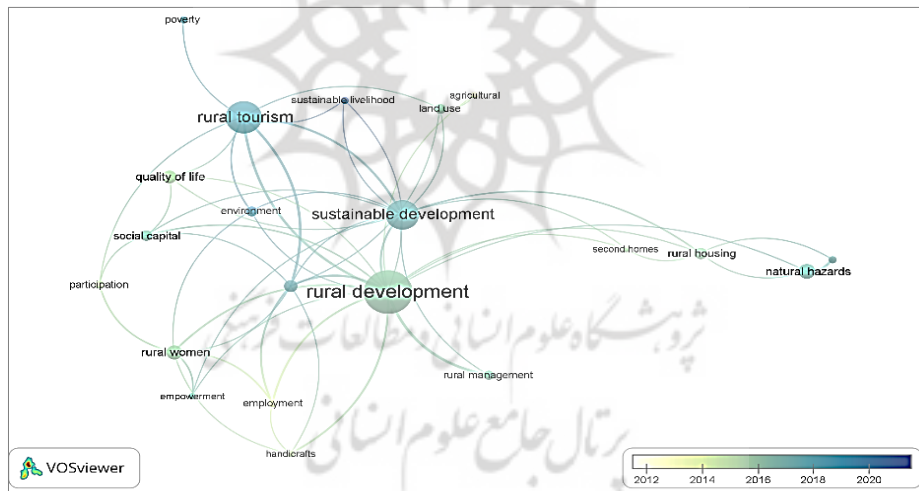
sustainable development in the first cluster and quality of life and women in the second cluster are the most significant keywords and had the most co-occurrence with each other.

**Table 5. Clustering and co-occurrence of keywords of the Articles**

Cluster	Keyword (Occurrence)	Keyword
Cluster (1)		Environment (9); Poverty (6); Tourism (44); Sustainable Development (39); Sustainable Livelihood (6)
Cluster (2)		Empowerment (5); Participation (7); Quality of Life (13); Rural Women (15) Social Capital (10)
Cluster (3)		Natural Hazards (6); Vulnerability (6); Rural Housing (11); Second Homes (5)
Cluster (4)		Employment (6); Entrepreneurship (12); Handicrafts (5)
Cluster (5)		Agriculture (5); Land Use (9)
Cluster (6)		Rural Management (8); Rural Development (66); Immigration (7)

The highest number of co-occurrences are four keywords in the third cluster, 3 keywords in the fourth cluster, and 2 keywords in the fifth and sixth clusters. After clustering of keywords, another

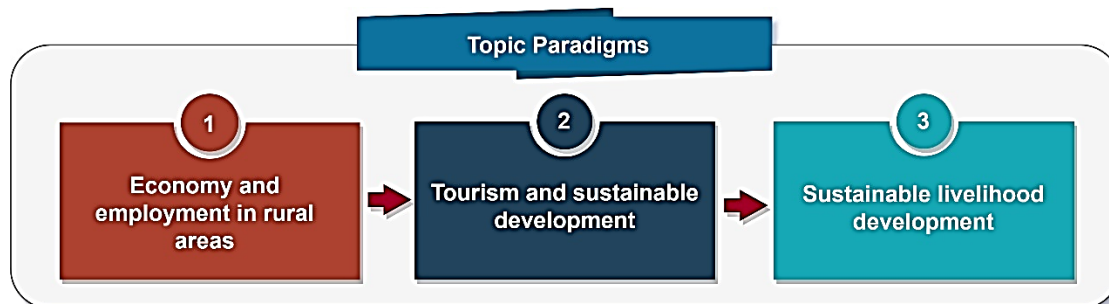
analysis was to determine the evolution of the keywords in the subject of the articles. Vosviewer software program was used for this purpose, and the results are shown in Figure 6.



**Figure 6. Evolution of article keywords in the period of 2012-2021**

The transformation of keywords was done in three periods. "Economy" and "Employment" was the first topic of the magazine articles, which was mostly noticed by the authors. Moreover, "Tourism" and "Sustainable Development" was the

second topic, and the "Development of Sustainable livelihood" in rural areas was the third general topic in the articles.



**Figure 7. Transformation of the topic paradigms of the articles in the Journal of Rural Research and Planning (JRRP)**

Another analysis is to compare the subject of the articles with the challenges and obstacles of rural development. These challenges were prepared in the form of a checklist, and after reviewing and

combining them, they were categorized into four dimensions. The purpose of this comparison was to identify the topics that have attracted less attention in rural development (Table 6).

**Table 6. Comparison of the challenges and obstacles of rural development and the topic of articles in the Journal of Rural Research and Planning (JRRP)**

Dimensions	Challenges of rural development	subject	Keywords of articles	
Economic	Reducing the share of employment in the agricultural sector	Re-creation and renewal of rural life	Sustainable livelihood/Agriculture	
	Reducing the attractiveness of agricultural activities		Sustainable livelihood/Agriculture	
	The low rate of the guaranteed price of products to the labor wage index		Poverty/Sustainable livelihood/Quality of life	
	Market margin and reducing the producer's share of the final price of the product		Poverty/Sustainable livelihood/Quality of life/Agriculture	
	The high percentage of changes in the prices of consumer goods and services		Poverty/Sustainable livelihood/Quality of life	
	A slight decrease in the unemployment rate		Poverty/Sustainable livelihood/Employment/Entrepreneurship	
	Increasing the amount of outstanding bank claims from farmers and villagers		Poverty/Quality of life	
	Increasing economic inequalities between rural and urban society		Economic justice	Poverty/Quality of life/Employment/Entrepreneurship
	Decreasing personal ownership in residence and increasing renting		Poverty/Quality of life/Rural housing	
Social-cultural	Decrease in population growth rate (negative rate)	Population development and control policies	Migration	
	Reducing the size of the household		Migration	
	migration from villages and reducing the share of villages as a destination for immigrants		Migration	
	Increasing the average age of the population and ageing of the population		Migration	
	Reduction of marriage and continuation of the divorce process		Quality of life/ Rural women	
	Increasing illiteracy rate		Quality of life/ Rural women	
	Reducing the contribution of popular institutions in the development		Participation/Social capital/Rural management/Rural development	
	Attention to rural values and capabilities		Tourism/Handicrafts /Rural development	
	Reducing sustainable food security		Poverty/Sustainable livelihood/Quality of life/Sustainable development	

Dimensions	Challenges of rural development	subject	Keywords of articles
	Reducing the quality of the food basket	Livability and quality of life	Poverty/Sustainable development/Sustainable livelihood/Quality of life
	Increase in crime and social crimes (social problems)		-
Physical	Vulnerability of rural houses against natural hazards	Organization of the physical fabric of the village	Empowerment/Natural hazards/Vulnerability/Rural housing
	Development of urban (architectural) textures in rural areas		Rural housing/Second homes/Land use
	Unprincipled change of rural practices		Environment/Sustainable development/Second homes/Land use
	Deterioration of many rural infrastructures		Rural development
	Drainage of passages and collection of surface water		Environment/Rural development
	Destruction of agricultural lands		Environment/Sustainable development/Sustainable livelihood
environmental	Conservation of natural resources, including water resources	Ecological development of the village	Environment/Sustainable development/Sustainable livelihood
	Destruction of protected areas and natural resources		Environment/Sustainable development
	Proper disposal of waste and rural sewage		Environment/Sustainable development/Rural development
	Inadequacy of economic activities with the ecological capacity of the village		Environment/Sustainable development/Sustainable livelihood/Employment/Entrepreneurship/land use

Source: Journal Database and Research Findings, 2021

Most of the topics of the articles are better related to challenges and obstacles of rural development. Nonetheless, social challenges are the issue that has been less addressed.

## 5. Discussion and Conclusion

Scientific studies are carried out academically and in accordance with the needs of society. Examining and evaluating them is essential to journals and academics. Rural areas of the country have many challenges in development factors, including: Environmental factors (Karim et al., 2018), Economic and Environmental factors (Hajipour and Karimipour, 2020; Hosseini et al., 2019), Policy-Making and planning (Fali et al., 2010) and Social problems. Therefore, understanding these obstacles in scientific studies can be pivotal to rural areas of the country and be a practical guide for development policymakers. The theme of rural development is the improvement of living conditions in rural areas. Apart from the construction purposes of various Development programs in Iran, Economic development and growth have been central topics to focus on among policymakers and planners. Based on our findings in the Journal of Rural Research and Planning

(JRRP), the main topic of the papers is "Economic development" in rural areas. Also, according to the changes and evolution of the leading research topics, the issue of "Sustainable Development" has been one of the main research approaches in the last few years. The concept of Sustainable development is a dominant issue in the context of rural studies in the country due to the extent theoretical and methodological framework of development theories. Sustainable development in rural areas includes the sustainable growth of rural communities in a combined way in all economic, social, political and environmental dimensions. However, sustainable development has yet to lead to integrated rural development and only happens in the agricultural sector. This part of the results was consistent with the research of Nasire Zare and Riahi (2022) and Bashiri and Khorasani (2017). After that, studies have been conducted more on "Sustainable Livelihood Development", connected with the two topics mentioned above. However, the "Economic" dimension in Rural development was more researched, and the "Social" and "Cultural" dimensions have yet been less addressed. This issue is more highlighted if we regard the

"Migration" and "Marginalization" of rural residents as the major social predicaments of urban areas. Therefore, studies should address the country's Social and Cultural challenges of rural development. Although we identified key authors in the journal, we raised attention to scientific cooperation and communication between the authors. More scientific cooperation between authors and academic centers promotes productivity and innovation and the exchange of information in journals (as stated by many researchers such as Guan & Pang (2018), Ceballos

et al. (2017), Contractor et al. (2006) and Newman (2001).

#### Acknowledgments

This research did not receive any specific grant from funding agencies in the public, commercial, or not-for-profit sectors.

#### Authors' contributions

The authors equally contributed to the preparation of this article.

#### Conflict of interest

The author declares no conflict of interest.

#### References

1. Abbasi, A., Hossain, L., & Leydesdorff, L. (2012). Betweenness centrality as a driver of preferential attachment in the evolution of research collaboration networks. *Journal of Informetrics*, 6(3), 403–412. [in Persian]. <https://doi.org/10.1016/j.joi.2012.01.002>.
2. Aminpour, F. (2008). An introduction to scientometrics, *Isfahan University of Medical Sciences and Health Services*. [in Persian]. <https://www.adinehbook.com/gp/product/9645241498>.
3. Aristovnik, A., Ravšelj, D., & Umek, L. (2020). A bibliometric analysis of COVID-19 across science and social science research landscape. *Sustainability*, 12(21), 9132. <https://www.mdpi.com/878746>.
4. Baffoe, G. (2020). Rural-urban studies: A macro analyses of the scholarship terrain. *Habitat International*, 98, 102156. <https://doi.org/10.1016/j.habitatint.2020.102156>.
5. Bagalkoti, V. T., & Hosamani, S. C. (2014). Mapping of the Indian Research Productivity of Biochemistry and Molecular Biology: A Scientometric Analysis. *Journal of Advances in Library and Information Science*, 3(3), 249–256. <https://www.researchgate.net>.
6. Bozarjomehri, K., Eivazlo, M., Jamshidi, A., (2015). A thematic study of articles on rural geography in scientific research journals of Iran (a review of articles published between 1948 and 2008). *Journal of Geography and Regional Development Research*, 12(1), 31. [In Persian]. [10.22067/geography.v12i22.42877](https://doi.org/10.22067/geography.v12i22.42877).
7. Bródka, P., Skibicki, K., Kazienko, P., & Musiał, K. (2011). A degree centrality in the multi-layered social network. 2011 International Conference on Computational Aspects of Social Networks (CASoN), 237–242. DOI: 10.1109/CASON.2011.6085951.
8. Ceballos, H. G., Fangmeyer, J., Galeano, N., Juarez, E., & Cantu-Ortiz, F. J. (2017). Impelling research productivity and impact through collaboration: A scientometric case study of knowledge management. *Knowledge Management Research & Practice*, 15(3), 346-355. <https://doi.org/10.1057/s41275-017-0064-8>.
9. Chiu, W.-T., & Ho, Y.-S. (2007). Bibliometric analysis of tsunami research. *Scientometrics*, 73(1), 3–17. <https://doi.org/10.1007/s11192-005-1523-1>.
10. Chiu, W.-T., Huang, J.-S., & Ho, Y.-S. (2004). Bibliometric analysis of severe acute respiratory syndrome-related research in the beginning stage. *Scientometrics*, 61(1), 69-77. <https://doi.org/10.1023/B:SCIE.0000037363.49623.28>.
11. Colavizza, G., Costas, R., Traag, V. A., van Eck, N. J., van Leeuwen, T., & Waltman, L. (2021). A scientometric overview of COVID-19. *Plos One*, 16(1), e0244839. <https://doi.org/10.1371/journal.pone.0244839>.
12. Contractor, N. S., Wasserman, S., & Faust, K. (2006). Testing multitheoretical, multilevel hypotheses about organizational networks: An analytic framework and empirical example. *Academy of management review*, 31(3), 681-703. <https://doi.org/10.5465/amr.2006.21318925>.
13. De Bellis, N. (2009). *Bibliometrics and citation analysis: from the science citation index to cyber metrics*. scarecrow press. <https://iris.unimore.it>.



14. Djalalinia, S. H., Owlia, P., Forouzan, A. S., Habibi, E., Dejman, M., Eftekhari, M. B., Ghanei, M., Malekafzali, H., & Peykari, N. (2012). Health research evaluation and its role in knowledge production. *Iranian Journal of Public Health*, 41(2), 39. <https://www.ncbi.nlm.nih.gov/pmc/articles/PMC3481679/>.
15. Ellegaard, O., & Wallin, J. A. (2015). The bibliometric analysis of scholarly production: How great is the impact? *Scientometrics*, 105(3), 1809-1831. <https://doi.org/10.1007/s11192-015-1645-z>.
16. Emmer, A. (2018). Geographies and scientometrics of research on natural hazards. *Geosciences*, 8(10), 382. <https://www.mdpi.com/2076-3263/8/10/382>.
17. Erfanmanesh, M., & Hosseini, E. (2014). 10 years of the International Journal of Information Science and Management: A scient metric and social network analysis study. *International Journal of Information Science and Management (IJISM)*, 13(1). <http://ijism.ricest.ac.ir/index.php/ijism/article/view/259>
18. Fatt, C., Ujum, E., & Ratnavelu, K. (2010). The structure of collaboration in the Journal of Finance. *Scientometrics*, 85(3), 849-860. <https://doi.org/10.1007/s11192-010-0254-0>.
19. Feli, S., Sediqi, H. Pezeshkirad, G. Mirzaei, A., (2010). Challenges of Iranian rural communities to achieve sustainable development, *Village and Development*, 13(4), 128- 97. [in Persian]. [http://rvt.agri-peri.ac.ir/article\\_59182.html](http://rvt.agri-peri.ac.ir/article_59182.html).
20. Fu, L., Sun, Z., He, L., Liu, F., & Jing, X. (2019). Global long-term care research: A scientometric review. *International Journal of Environmental Research and Public Health*, 16(12), 2077. <https://doi.org/10.3390/ijerph16122077>.
21. Gall, M., Nguyen, K. H., & Cutter, S. L. (2015). Integrated research on disaster risk: Is it really integrated? *International Journal of Disaster Risk Reduction*, 12, 255–267. <https://doi.org/10.1016/j.ijdrr.2015.01.010>.
22. Guan, J., & Pang, L. (2018). Bidirectional relationship between network position and knowledge creation in Scientometrics. *Scientometrics*, 115(1), 201-222. <https://doi.org/10.1007/s11192-018-2673-2>.
23. Haghani, M., & Bliemer, M. C. J. (2020). Covid-19 pandemic and the unprecedented mobilization of scholarly efforts prompted by a health crisis: Scientometric comparisons across SARS, MERS and 2019-nCoV literature. *Scientometrics*, 125(3), 2695-2726. <https://doi.org/10.1007/s11192-020-03706-z>.
24. Hajipour, M., Karimipour, J., (2020). Analysis of obstacles to the sustainability of rural production in Central District of Boshrouyeh County. *Journal of Village and Space Sustainable Development*, 1(4), 87-105. [In Persian]. [0.22077/vssd.2021.4267.1028](https://doi.org/10.22077/vssd.2021.4267.1028).
25. Han, Y., & Park, Y. (2006). Patent network analysis of inter-industrial knowledge flows: The case of Korea between traditional and emerging industries. *World Patent Information*, 28(3), 235–247. <https://doi.org/10.1016/j.wpi.2006.01.015>.
26. Hirsch, J. E. (2005). An index to quantify an individual's scientific research output. *Proceedings of the National Academy of Sciences*, 102(46), 16569–16572. <https://doi.org/10.1073/pnas.0507655102>.
27. Hosseini, S. M. Monshizadeh, R. Razavian, M. T. Morid Sadat, P. (2019). Investigating the obstacles to the sustainable economic development of rural settlements - an entrepreneurial approach (case study: Kiyar County - Chaharmahal and Bakhtiari Province). *Journal of Human Geography*, 1(45), 41-62. [in Persian]. [20.1001.1.66972251.1398.12.1.3.1](https://doi.org/10.22077/vssd.2021.4267.1028)
28. Karim, M. Sardar Shahraki, A. Hosseini, S. M. (2018). Obstacles to rural development from the viewpoint of farmers of Hirmand County, *Journal of Space Economy & Rural Development*, 7(1), 166-149. [in Persian]. <https://serd.khu.ac.ir/article-1-3037-fa.html>.
29. Liu, W., Hu, G., & Tang, L. (2018). Missing author address information in Web of Science—An explorative study. *Journal of Informetrics*, 12(3), 985–997. <https://doi.org/10.1016/j.joi.2018.07.008>.
30. Liu, X., Zhan, F. B., Hong, S., Niu, B., & Liu, Y. (2012). A bibliometric study of earthquake research: 1900–2010. *Scientometrics*, 92(3), 747–765. <https://doi.org/10.1007/s11192-011-0599-z>.
31. Liu, Z. (2005). Visualizing the intellectual structure in urban studies: A journal co-citation analysis (1992-2002). *Scientometrics*, 62(3), 385-402. <https://doi.org/10.1007/s11192-005-0029-1>.
32. Mao, G., Huang, N., Chen, L., & Wang, H. (2018). Research on biomass energy and environment from the past to the future: A bibliometric analysis. *Science of The Total Environment*, 635, 1081–1090. <https://doi.org/10.1016/j.scitotenv.2018.04.173>.
33. Merigó, J. M., & Yang, J.-B. (2017). A bibliometric analysis of operations research and management science. *Omega*, 73, 37–48. <https://doi.org/10.1016/j.omega.2016.12.004>.

34. Mingers, J., & Leydesdorff, L. (2015). A review of theory and practice in scientometrics. *European Journal of Operational Research*, 246(1), 1–19. <https://doi.org/10.1016/j.ejor.2015.04.002>.
35. Mirzaei, E., Ghaebi, A., Kamran, M. (2013). Criterion of evaluating scientific publications nationally and internationally: viewpoints of editors and administrators of Farsi scientific publications published in the Field of Humanities. *Librarianship and Information Organization Studies*, 24(2), 138-158. [In Persian]. <https://ecc.isc.ac/showJournal/721/53931/709794>.
36. Morichika, N., & Shibayama, S. (2016). Use of dissertation data in science policy research. *Scientometrics*, 108(1), 221-241. <https://doi.org/10.1007/s11192-016-1962-x>.
37. Mousavi Mohadi, A. (2003). Production of benchmark science for the development of countries. *Rahyafi*, 31, 3. [In Persian]. <https://www.magiran.com/paper/153289>.
38. Nasire Zare, S., Riahi, V. (2022). Analysis of the alignment of rural planning studies with the challenges of rural areas in Iran. *Journal of Rural Research*, 13(2), 246-261. [In Persian]. [10.22059/jrur.2022.334728.1700](https://doi.org/10.22059/jrur.2022.334728.1700).
39. Newman, M. E. (2001). Scientific collaboration networks. I. Network construction and fundamental results. *Physical review E*, 64(1), 016131. <https://doi.org/10.1103/PhysRevE.64.016131>.
40. Nikzad, M., Jamali, H. R., & Hariri, N. (2011). Patterns of Iranian co-authorship networks in social sciences: A comparative study. *Library & Information Science Research*, 33(4), 313–319. <https://doi.org/10.1016/j.lisr.2011.01.005>.
41. Noee, M. (2011). Analyzing articles of Journal of Geographical Engineering of Territory of Islamic Azad University, Rasht Branch (2006-2010). *Journal of Studies of Human Settlements Planning*, 6(14), 158-171. [in Persian]. [http://jshsp.iaurasht.ac.ir/article\\_519590.html](http://jshsp.iaurasht.ac.ir/article_519590.html).
42. Noroozi Chakoli, A. (2021). *Introduction To Scientometrics*. The Organization for Researching and Composing University textbooks (SAMT). [in Persian]. <https://samt.ac.ir/fa/book/99>.
43. Olawumi, T. O., & Chan, D. W. M. (2018). A scientometric review of global research on sustainability and sustainable development. *Journal of Cleaner Production*, 183, 231–250. <https://doi.org/10.1016/j.jclepro.2018.02.162>.
44. Qiu, J., Zhao, R., Yang, S., & Dong, K. (2017). *Informetrics: theory, methods and applications*. Springer. Doi 10.1007/978-981-10-4032-0.
45. Sadat Bashir, B., & Khorasani, MA. (2016). Content analysis of articles in Journal of Rural Research between 2010 and 2015. *Journal of Rural Research*, 8(1), 138- 151. [in Persian]. <https://dorl.net/dor/20.1001.1.20087373.1396.8.1.9.7>.
46. Sahil, & Sood, S. K. (2021). Scientometric analysis of natural disaster management research. *Natural Hazards Review*, 22(2), 4021008. [https://doi.org/10.1061/\(ASCE\)NH.1527-6996.0000447](https://doi.org/10.1061/(ASCE)NH.1527-6996.0000447).
47. Salemi, N., Fadai, G., & Osareh, F. (2012). Applying social network analysis criteria in bibliometric evaluations. *Journal of knowledge Studies (Library and Information Sciences and Information Technology)*, 7(25), 88- 81. [in Persian]. [http://qje.iau-tnb.ac.ir/article\\_516997.html](http://qje.iau-tnb.ac.ir/article_516997.html).
48. Sengupta, I. N. (1992). Bibliometrics, informetrics, scientometrics and librametrics: an overview. *Libri*, 42(2), 75. <https://doi.org/10.1515/libr.1992.42.2.75>.
49. Sentinel, V. (2010). *Social network analysis (SNA)*. Retrieved nov. 22. 2012. <http://www.fmsasg.com>.
50. Soheili, F., & Osareh, F. (2012). Investigating the density and size of the social network in the co-authorship network in science journals. *Iranian Journal of Information Processing & Management*, 29(2), 372-351. [in Persian]. <http://jipm.irandoc.ac.ir/article-1-2203-fa.html>.
51. Soheili, F., & Osareh, F. (2013). Concepts of centrality and density in scientific and social networks. *Librarianship and Information Organization Studies*, 24(3), 92- 108. [In Persian]. <http://ensani.ir/fa/article/328258>.
52. Sun, Y., Li, C., Zhao, Y., & Sun, J. (2021). Trends and developments in oral health literacy: a scientometric research study (1991–2020). *BDJ Open*, 7(1), 1–10. <https://doi.org/10.1038/s41405-021-00066-5>.
53. Sweileh, W. M. (2019). A bibliometric analysis of health-related literature on natural disasters from 1900 to 2017. *Health Research Policy and Systems*, 17(1), 1–11. <https://doi.org/10.1186/s12961-019-0418-1>.

54. Tabatabaie Amiri, F., Karimi, R., & Qasempoor, F. (2020). Study of scientometrics in gender, women and family by applying the planning map of words co-occurrence. *Studies of Gender and Family*, 7(2), 31-60. [In Persian]. [http://www.jgfs.ir/article\\_114077.html](http://www.jgfs.ir/article_114077.html).
55. Vasfi, M., & Feizollahi, Y. (2020). Network drawing and analysis co-authored by Farsi articles about "Soft Power". *Journal of Cultural Guardianship of the Islamic Revolution*, 9(19), 1-21. [in Persian]. [JR\\_PAFA-9-19\\_001](http://www.jcgar.ir/article_919001.html).
56. Wang, B., Pan, S.-Y., Ke, R.-Y., Wang, K., & Wei, Y.-M. (2014). An overview of climate change vulnerability: a bibliometric analysis based on Web of Science database. *Natural Hazards*, 74(3), 1649–1666. <https://doi.org/10.1007/s11069-014-1260-y>.
57. Wang, H., Fu, Z., Lu, W., Zhao, Y., & Hao, R. (2019). Research on sulfur oxides and nitric oxides released from coal-fired flue gas and vehicle exhaust: a bibliometric analysis. *Environmental Science and Pollution Research*, 26(17), 17821–17833. <https://doi.org/10.1007/s11356-019-05066-5>.
58. Xie, H., Zhang, Y., Zeng, X., & He, Y. (2020). Sustainable land use and management research: A scientometric review. *Landscape Ecology*, 35(11), 2381–2411. <https://doi.org/10.1007/s10980-020-01002-y>.
59. Yang, S., Yuan, Q., & Dong, J. (2020). Are Scientometrics, Informetrics, and Bibliometrics Different? *Data Science and Informetrics*, 1(01), 50. <http://creativecommons.org/licenses/by/4.0/>.
60. Zhang, W., Qian, W., & Ho, Y.S. (2009). A bibliometric analysis of research related to ocean circulation. *Scientometrics*, 80(2), 305-316. <https://doi.org/10.1007/s11192-007-1863-0>.
61. Zhao, L., Tang, Z., & Zou, X. (2019). Mapping the knowledge domain of smart-city research: A bibliometric and scientometric analysis. *Sustainability*, 11(23), 6648. <https://doi.org/10.3390/su11236648>.





## تحلیل مقالات مجله پژوهش و برنامه‌ریزی روستایی (JRRP)

سعید نصیری زارع<sup>۱</sup> - مهدی چراغی<sup>۲\*</sup>

۱- دانشجوی دکتری جغرافیا و برنامه‌ریزی روستایی، دانشگاه خوارزمی، تهران، ایران

۲- استادیار گروه جغرافیا و برنامه‌ریزی روستایی، دانشگاه زنجان، زنجان، ایران.

### چکیده مبسوط

#### ۱. مقدمه

علم‌سنجی از روش‌ها و تکنیک‌های آماری برای تعیین کمی تحقیقات و دستاوردها و آشکار کردن روند توسعه علمی استفاده می‌کند که می‌تواند زمینه را برای تصمیم‌گیری‌های علمی فراهم کند. برخی از مضامین اصلی آن شامل روش‌های سنجش کیفیت و تأثیر تحقیق، درک فرآیندهای نقل قول، نقشه‌برداری از زمینه‌های علمی و استفاده از شاخص‌ها در سیاست تحقیق و مدیریت است.

#### ۳. روش تحقیق

پژوهش از لحاظ رویکرد، مطالعه کمی و از نظر هدف کاربردی که به روش تحقیقات علم‌سنجی انجام می‌گیرد. در پژوهش از روش‌های مطالعات کتابخانه‌ای به منظور مطالعه ادبیات نظری و جمع‌آوری اطلاعات پژوهش استفاده شده است. در این پژوهش تمام مقالات منتشر شده از مجله پژوهش و برنامه‌ریزی روستایی مورد بررسی قرار می‌گیرد. بنابراین جامعه آماری شامل تمام مقالات منتشر شده در مجله بوده که در میان سال‌های ۲۰۲۱-۲۰۱۲ توسط نویسندگان تدوین و مورد پذیرش داوران قرار گرفته است. روش جمع‌آوری اطلاعات از نوع کتابخانه‌ای و جستجوی اطلاعات مقالات مجله در برنامه Publish or Perish بود. از شاخص‌های تراکم شبکه، مرکزیت درجه، مرکزیت بینابینی، بردار ویژه، ضریب خوشه‌بندی و شاخص H\_Index برای شناسایی نویسندگان کلیدی استفاده شد. برای تحلیل و تفسیر نتایج، از Ravar Matrix برای تهیه ماتریس خودتعاملی، از Gephi و Ucinet نیز برای تحلیل شاخص‌ها و گراف‌ها استفاده شد. همچنین هم‌رخدادی کلمات کلیدی مقالات مبنای شناسایی موضوع مقالات بود.

پژوهش‌های علمی برای بهره‌مندی در مجلات علمی ارائه می‌شوند. این پژوهش‌ها به صورت علمی، هدفمند و منطبق بر نیازهای یک جامعه انجام بگیرند، نیاز است تا در دوره‌های علمی خاص، بررسی گردند. تحلیل مقالات مجله پژوهش و برنامه‌ریزی روستایی (JRRP) و جهت‌گیری تحقیقات آن با چالش‌ها و موانع توسعه روستایی، هدف پژوهش بود. مجله مورد نظر در زمره مهمترین مجلات جغرافیایی قرار دارد که مقالات و تحقیقات علمی را به صورت انگلیسی منتشر می‌کند. پژوهش حاضر با استفاده از شاخص‌های علم‌سنجی سعی می‌کند تا عملکرد علمی مجله را پس از انتشار ۳۵ شماره از مقالات، مورد بررسی قرار دهد. از سوی دیگر پژوهش علاوه بر بررسی و تحلیل موضوع مقالات مجله، به ترسیم و تحلیل شبکه‌های اجتماعی حاصل از همکاری‌های پژوهشی در مقالات منتشر شده مجله خواهد پرداخت. این موضوع از این جهت می‌تواند دیدگاه جامعی درباره نحوه تعاملات علمی محققان آن حوزه فراهم آورد و بر ایجاد تصویری روشن از این همکاری‌ها، بازیگران اصلی و کلیدی موجود در شبکه علمی مجله را نیز شناسایی کند. همچنین بررسی و آگاهی از موضوعات مقالات مجله و پرداختن به نیازها و اهداف کنونی به ویژه در مطالعات روستایی نیز می‌تواند بیش از پیش به ارتقای جایگاه علمی مجله کمک نماید.

#### ۲. مبانی نظری تحقیق

چارچوب روش پژوهش، مبتنی بر تحقیقات علم‌سنجی است. علم‌سنجی شامل مطالعه جنبه‌های کمی علم که براساس آن می‌توان به اندازه‌گیری کیفیت و تأثیر تحقیقات پرداخت.

\* نویسنده مسئول:

دکتر مهدی چراغی

آدرس: گروه جغرافیا، دانشکده علوم انسانی، دانشگاه زنجان، زنجان، ایران.

پست الکترونیکی: Email: mcheraghi@znu.ac.ir



#### ۴. یافته‌های تحقیق

در مجله پژوهش و برنامه‌ریزی روستایی، ۳۴۸ مقاله در ۱۰ دوره و ۳۵ شماره چاپ شده که الگوی تألیفی بیشتر نویسندگان به صورت همکاری سه نویسنده بوده است. عنابستانی، برقی و رضوانی بیشترین تعداد ارتباطات را در شبکه همکاری نویسندگان و تقدیسی، عنابستانی، افراخته و بوزرجمهری؛ به عنوان نویسندگان کلیدی، که در توسعه علمی مجله نقش مهمی داشته‌اند. از نظر موضوع پژوهش‌ها نیز، بیشترین مضمون اصلی تحقیقات منطبق بر توسعه و رشد اقتصادی در مناطق روستایی بوده است. بر اساس تغییرات و تحول؛ موضوع توسعه پایدار یکی دیگر از رویکردهای مقالات پژوهش‌ها بوده که پس از آن مورد توجه قرار گرفته است.

پس از آن نیز موضوع پژوهش‌ها بر محور توسعه معیشت پایدار که به طوری ترکیب دو موضوع پیشین بوده انجام شده است.

#### ۵. نتیجه‌گیری

چالش‌های اجتماعی و فرهنگی توسعه روستایی، جدا از بی‌توجهی به آن در برنامه‌های توسعه؛ در موضوع پژوهش‌ها نیز وجود دارد. این موضوع حاکی از تک‌بعدی بودن پژوهش محققان به صرف توجه به موضوعات مورد توجه در برنامه‌های توسعه است.

**کلیدواژه‌ها:** جغرافیا، علم‌سنجی، تحلیل شبکه، مجله پژوهش و برنامه‌ریزی روستایی.

#### تشکر و قدردانی

پژوهش حامی مالی نداشته و حاصل فعالیت علمی نویسندگان بوده است.

Use your device to scan and read the article online



#### How to cite this article:

Nasire Zare, S. & Cheraghi, M. (2023). Analysis of articles in the Journal of Rural Research and Planning (JRRP). *Journal of Research & Rural Planning*, 12(2), 1-17.

<http://dx.doi.org/10.22067/jrrp.v12i2.2205-1046>

#### Date:

Received: 08-10-2022

Revised: 26-12-2022

Accepted: 25-02-2023

Available Online: 25-02-2023

پژوهشگاه علوم انسانی و مطالعات فرهنگی  
پرتال جامع علوم انسانی