

Dynamic Relationship Between Macroeconomic Instability and Private Investment in the Iranian Economy

Mosayeb Pahlavani* Hassan Heidari** Sahar Bashiri***

Abstract

This paper investigates the relationship between macroeconomic instability and private investment of the Iranian economy. The study uses a trivariate VAR(2)-GARCH(1,1)-in-Mean with diagonal BEKK approach to proxied inflation and exchange rate uncertainties as the main indicators of macroeconomic instability. Moreover, Bounds testing approach to level relationship applied to investigate the long-run relationship between macroeconomic instability and private investment. By taking the structural breaks into account, results of the paper reveal that there are mean spillovers between inflation, exchange rate and private investment. There also is a negative effect of macroeconomic instability on private investment over the period of study, 1988:1-2010:4. These results support Pindyck (1982, 1988, 1991), Caballero (1991), Ferderer (1993a), Caballero and Pindyck (1996).

Keywords: Private Investment, Macroeconomic Instability, Bounds Test Approach, Trivariate GARCH Model, Iran

JEL Classification: C22; E22, E31, F41

1. Introduction

This paper investigates the relationship between exchange rate and inflation uncertainties, as the most important indices to macroeconomic instability, and private investment in the Iranian economy.¹ Macroeconomic instability refers to phenomena that decrease the predictability of the domestic macroeconomic environment, leading to resource allocation distortion and hampering investment and growth (Montiel and Serven, 2004). The empirical evidence suggests that a

* Associate Professor of Economics, University of Sistan and Baluchestan, Zahedan, pahlavani@eco.usb.ac.ir

** Associate Professor of Economics, Urmia University, Urmia, h.heidari@urmia.ac.ir

*** Corresponding author. Ph.D. Candidate, Department of Economics, University of Sistan and Baluchestan, Zahedan, sahar.bashiri01@yahoo.com

¹ Heidari and Bashiri (2011) investigate the relationship between inflation uncertainty, as one of the most important index to macroeconomic instability, and economic growth for Iran. Moreover, Heidari et al. (2011) investigates the relationship between exchange rate uncertainty, another important index for macroeconomic instability, and economic growth in the Iranian economy.

competitive and stable macroeconomic environment characterized by low and stable internal and external deficits, low inflation and real depreciation of the exchange rate is conducive to higher growth led by significant private investment (See, e.g., Easterly and Schmidt-Hebbel, 1991).

In recent years there has been increasing interest in research relating to explore the relationship between macroeconomic instability and investment (see, e.g., Serven and Solimano, 1993; Pindyck and Solimano, 1993; Aizenman and Marion, 1993, 1995 and 1996; Bleaney, 1996; Ismihan et al. 2005; Ahmed and Qayyum, 2007; Imtiaz and Abdul, 2008; Sanogo and Gyengani, 2008; Kottaridi and Escaleras, 2008; Heidari and Hashemi Pourvaladi, 2011; among others). However, inflation uncertainty is the most important factor affecting private investment (see, e.g., Hartman, 1972; Abel, 1983; Pindyck, 1982; 1988, 1991; Caballero, 1991; Ferderer, 1993a; Caballero and Pindyck, 1996; Abel et al. 1996; Zelekha, 2010; among others). For example, Abel (1983) claims that when the profit function is convex to prices in perfect competition firms, prices uncertainty will raise the investment. Ferderer (1993a) states that uncertainty, because of its negative effect on credit liquidity, clearness of price indications and risk premiums manifested in interest rates, negatively affects investment. The empirical results about the relationship between inflation uncertainty, as an indicator of macroeconomic instability, and investment are mixed. (See, e.g., Zeira, 1990; Driver and Moreton, 1991; Caballero, 1991; Ferderer, 1993b; Aizenman and Marion, 1993; George and Morisset, 1995; Leahy and Whited, 1995; Glezakos and Nugent, 1997; Caruso, 2001; Mazed Gil, 2004; da Silva Filho, 2007; Bond et al, 2008; Zelekha, 2010; and Fischer 2011, among others).

Theoretical papers in the case of investment under exchange rate uncertainty have a different conclusion about the relationship between these two variables (see, e.g., Dixit and Pindyck, 1994; Abel et al. 1996; and Lee and Shin, 2000, among others). Theory, however, predicts that the relationship between exchange rate uncertainty and investment are mixed, depending on assumptions on market competitiveness, risk neutrality, symmetry/asymmetry of investment adjustment costs and entrepreneurial attitudes toward risk (see, e.g., caballero, 1991 and Abel and Eberly, 1994). In developing countries such as Iran, in terms of strong economic dependence on crude oil revenue, the issue of exchange rate and its volatility is important. On one hand, with real exchange rate decreasing, domestic goods become more expensive than foreign goods and reduce investors export's income and lead to decrease the private investment. On

the other hand, reducing the exchange rate, causes lower prices for imported capital goods, and this makes lower cost for domestic private investors. Moreover, with increasing exchange rate, foreign goods become expensive, and this, in turn, reduces consumption and increases the savings as the main source of capital for private investment. In empirical evidences, however, the relationship between exchange rate uncertainty and investment also are mixed (see, e.g., Cottani et al., 1990; Goldberg, 1993; Serven and Solimano, 1993; Bleaney, 1996; Darby et al., 1999, 2000; Bohm and Funke, 2001; Bleaney and Greenaway, 2001; Serven, 2002, 2003; Atella et al., 2003; Becker et al., 2003; Byrne and Davis, 2003, 2005; Hallett et al. 2004; Barrel et al. 2004; Pradhan et al. 2004; Ruiz and Pozo, 2007; Clause, 2008; Schmidt and Broll, 2009; and Heidari and Hashemi Pourvaladi, 2011 among others), though we may conclude that the results of these empirical studies are in line with this general believe that the exchange rate volatility has a negative effect on investment (see, e.g., Darby et al., 1999, 2000; Bleaney and Greenaway, 2001; Serven, 2002, 2003; Byrne and Davis, 2003, 2005; Ruiz and Pozo, 2007; Clause, 2008; Heidari and Hashemi Pourvaladi, 2011; among others).

In the empirical side with Iranian data, there are a lot of empirical investigations about macroeconomic uncertainties and investment in the literature (see, e.g. Gorji and Madani, 2003; Sharifazadeh and Hosseinzadeh Bahreyni, 2003; Daroughe and Mohammadi, 2005; Gaskar et.al, 2007; Moradpour et.al, 2008; Kazerouni and Doulati, 2008; Esmaeilzadeh Maghari, 2009; Heidari and Hashemi Pourvaladi, 2011; Pahlavani and Bashiri (2013); among others). To the best of our knowledge, there is not any empirical study on assessing the long-run relationship between macroeconomic instability and private investment with Iranian data by employing bounds test approach and using GARCH models. In this paper, Vectorautoregressive GARCH-in-Mean (VAR-GARCH-M) model with a diagonal BEKK model is used to generate the conditional variances of inflation and real exchange rate as proxies of inflation and real exchange rate uncertainty, to test the effect of these uncertainties on private investment which estimates a time-varying variance-covariance matrix simultaneously. In Iran, there have been many unusual policy changes and/or external shocks to the economy which results in the occurrence of multitude of structural breaks in the variables under consideration. So, we apply several structural break tests that

developed and applied by Bai and Perron (1998, 2003) and Zivot and Andrews (1992), Perron and Vogelsang (1992), Lumsdaine and Papell (1997) and Lee and Strazicich (2004). Thus the hypotheses that we are going to test with Iranian data are as follows:

- There are mean spillovers between inflation, exchange rate and private investment.
- Inflation uncertainty reduces investment.
- Exchange rate uncertainty affects investment negatively.

The rest of the paper is organized as follows. Section 2 outlines the model. Section 3 discusses the data. Section 4 presents the empirical results, and finally, section 5 concludes the paper.

2. The Model

We apply a Trivariate (TGARCH-M) with a diagonal BEKK approach to generate the conditional variances of inflation and real exchange rate as proxies of macroeconomic instabilities, to test the effect of these uncertainties on private investment. In the applied TGARCH-M models, the dependent variables in the mean equations are the inflation, real exchange rate and the private investment. As Pahlavani and Bashiri (2013), Heidari and Bashiri (2011) and Dahmarde and Bashiri (2012) show, the first step to model a TGARCH-M model to simultaneously estimate the conditional means, variances, and covariances of variables is specifying the mean equation by testing for serial dependence in the data under investigation. Estimates of the mean and variance-covariance equations for the variables are as follows:

$$Y_{i,t} = \mu_i + \phi_{in} Y_{i,t-n} + \lambda_i du1995q1 + \rho_{ij} h_{i,t} + \varepsilon_{i,t} \quad (1)$$

$$\varepsilon_t | \psi_{t-1} \approx N(0, H_t)$$

$$h_{i,t} = c_{ij} + \sum_{j=1}^n a_{ij} \varepsilon_{j,t}^2 + \sum_{j=1}^n b_{ij} h_{j,t-1} \quad (2)$$

Where $Y_{i,t}$ is the i th variable such as inflation, real exchange rate and private investment. $du1995q1$ is the dummy for the 1995 structural break in the Iranian economy. The residual ε is innovation (disturbance) vector

that assumed to be normally distributed with a time varying conditional variances. h_t is a conditional variance-covariance matrix in the defined variables that is always positive definite, ψ_{t-1} represents the information set at time $t-1$, a_{ij} and b_{ij} as diagonal matrices are 3×3 and the log-likelihood function is used to estimate the parameters of the models (see, e.g., Heidari and Bashiri, 2011).

From equation (2), the conditional variance for the i th variable is affected by past shocks and past conditional variances of all the variables in the system by capturing interdependencies or spillovers. Therefore, this specification allows for the cross sectional dependency of conditional volatilities among all the variables (see, e.g., Hammoudeh et.al., 2009).

Based on theoretical studies, many macroeconomic variables explain the behavior of private investment. However according to the empirical studies by Imtiaz and Abdul (2008) and Nurudeen (2009), we postulate the relationship among private investment and macroeconomic variables as bellow:

$$lprv = f(\lg dp, \lg ovi, lrer, inf, unrer, uninf) \quad (3)$$

Where, $\lg dp$ is logarithm of growth domestic product, $lprv$ is logarithm of private investment, $\lg ovi$ is logarithm of government investment, $lrer$ is logarithm of real exchange rate, inf is inflation and $unrer$ and $uninf$ are uncertainty of real exchange rate and inflation respectively.

Prior expectations are that gdp has positive effect on private investment. Government expenditures¹ can have positive as well as negative impact on investment (Dixit and Pindyck, 1994). The level of real exchange rate on private investment is unambiguous. Moreover, the private investment is affected negatively by inflation and macroeconomic uncertainty.

This paper applies Bounds testing approach to level relationship in order to investigate the long run relationship among variables under investigation. Bounds test approach to level relationship with in Autoregressive Distributed Lag (ARDL) modeling can be applied irrespective of whether the underlying regressors are I(1) or I(0) or

¹ Public development expenditure provides basic infrastructure to the private sector and promotes private investment. Where as the public consumption expenditures are a substitute of private investment, it is expected that this type of expenditure may negatively affect private investment.

fractionally integrated. The ARDL modeling approach involves estimating the following Error Correction Model (ECM):

$$\begin{aligned} \Delta lprv = & c + \alpha_0 lprv_{t-1} + \beta_0 \lg dp_{t-1} + \gamma_0 \lg ovi_{t-1} + \varphi_0 \inf_{t-1} + \delta_0 lrer_{t-1} + \vartheta_0 uninf_{t-1} \\ & + \mu_0 unrer_{t-1} + \alpha_i \Delta lprv_{(t-1,t-2,t-3)} + \beta_i \Delta \lg dp_{(t,t-1,t-2,t-3)} + \gamma_i \Delta \lg ovi_{(t,t-1,t-2,t-3)} + \\ & \varphi_i \Delta \inf_{(t,t-1,t-2,t-3)} + \delta_i \Delta lrer_{(t,t-1,t-2,t-3)} + \vartheta_i \Delta uninf_{(t,t-1,t-2,t-3)} + \mu_i \Delta unrer_{(t,t-1,t-2,t-3)} \\ & + Du93q1 + Du95q1 + \varepsilon_t \end{aligned} \quad (4)$$

Where, Δ is the difference operator, and ε_t is serially independent random errors with mean zero and finite covariance matrix. In equation (4), the null hypothesis of no long-run relationship $H_0 = \alpha_0 = \beta_0 = \gamma_0 = \varphi_0 = \delta_0 = \vartheta_0 = \mu_0 = 0$ against the alternative hypothesis of existence of a long-run relationship among the variables $H_1 = \alpha_0 = \beta_0 = \gamma_0 = \varphi_0 = \delta_0 = \vartheta_0 = \mu_0 \neq 0$ is tested by conducting a F-test. The F-test has a non-standard distribution which depends upon: 1) whether variables included in the ARDL model are I(0) or I(1); 2) the number of regressors; 3) whether the ARDL model contains an intercept and/or a trend; and 4) the sample size. Two sets of critical values are reported in Pesaran et al., (2001). These critical values provide bounds for all classification of the regressors into purely I(1), purely I(0) or mutually cointegrated. However, these critical values are generated for sample sizes of 500 and 1000 observations and 20000 and 40000 replications, respectively. Narayan (2005), fortunately, provides two sets of critical values for sample size ranging from 30 to 80 and for the two popular cases such as Pesaran et al., (2001): one which assumes that all the regressors are I(1), and the other assuming that are I(0). It is important to note that the critical values based on large sample size deviates significantly from small sample size. In the case of long-run relationship, the Granger causality tests can be done under the Vector ECM (VECM).

By doing so, the short run deviations of series from their long run equilibrium are also captured by including an Error Correction term. The ECM model of cointegrated variables in this paper can be specified as follows:

$$\begin{aligned} \Delta lprv = & \Delta c + \alpha \Delta lprv_{(t-1,t-2,t-3)} + \beta \Delta \lg dp_{(t,t-1)} + \gamma \Delta \lg ovi_{(t,t-1,t-2)} + \varphi \Delta \inf_{(t,t-1,t-2)} \\ & + \delta \Delta lrer_{(t,t-1,t-2,t-3)} + \vartheta \Delta uninf_{(t,t-1)} + \mu \Delta unrer_{(t,t-1,t-2,t-3)} + \Delta Di93q1 + \Delta Di95q1 + ECM_{t-1} + \varepsilon_t \end{aligned} \quad (5)$$

Where, ECM_{t-1} is the rate of adjustment of disequilibrium. Finally, according to the VECM for causality tests, having statistically significant

F and T ratios for ECM_{t-1} in the equation would meet conditions to have causation from independent variables to dependent variable.

3. Data

This paper uses quarterly data of the Iranian economy covering the period of 1988-2010. All data are gathered from Central Bank of Iran (CBI) and International Financial Statistics (IFS) CD-ROM. Summary statistics for the series are given in Table (1). The large value of the Jargue-Bera statistic for inflation and real exchange rate implies that, these series aren't normally distributed.

Table 1: Summary Statistics for Variables under consideration, 1998:1-2010:4

	<i>lprv</i>	<i>lgovi</i>	<i>lrer</i>	<i>inf</i>	<i>lgdp</i>
Mean	9.695868	9.080248	9.280653	17.90114	11.30095
Median	9.631378	9.055741	9.280653	16.01043	11.25699
Maximum	10.47425	9.898882	9.739827	71.05508	11.82787
Minimum	8.852068	7.976537	8.583498	-13.03819	10.69340
Std.dev	0.501256	0.494348	0.310736	12.63333	0.302616
Skewness	-0.047685	-0.376012	-0.807117	0.820494	0.028387
kurtosis	1.683637	2.683908	2.627247	5.599371	2.076382
Jarque-bera	6.677310 (0.035485)	2.550907 (0.279304)	10.40698 (0.005497)	36.22335 (0.0000)	3.282459 (0.193742)

Source: Authors calculation

Figure 1 shows the real exchange rate and inflation in the Iranian economy during 1988:1-2010:4. As Figure 1 shows, the Iranian economy has experienced volatile inflation and real exchange rate during the last three decades.

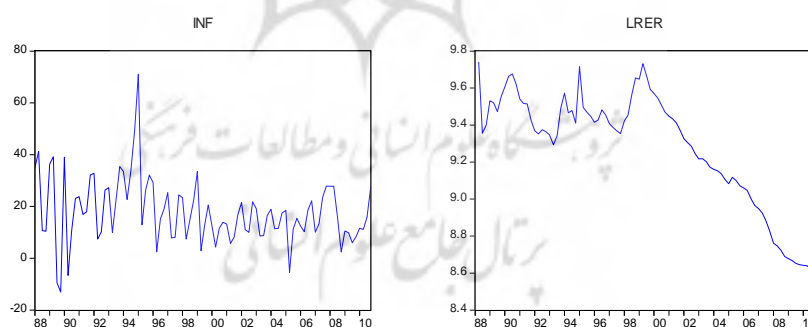


Figure 1: Inflation and real exchange rate in the Iranian economy during 1988:1-2010:4

Source of the data: Central Bank of Iran.

3.1. Standard Unit Root tests

In order to determine stationary properties of the series, we employ several tests such as Augmented Dickey Fuller (ADF), Philips-Perron (PP), Kwiatkowski et al (KPSS) and Ng-Perron (NP) tests. Table 2 presents the summery results of these tests.

Table 2: Results of standard unit root tests

	ADF	PP	KPSS	NP
<i>lprv</i>	I(1)	I(1)	I(1)	I(1)
<i>lg ovi</i>	I(1)	I(1)	I(1)	I(1)
<i>lg dp</i>	I(1)	I(1)	I(1)	I(1)
<i>lrer</i>	I(1)	I(1)	I(1)	I(1)
<i>inf</i>	I(0)	I(0)	I(0)	I(1)

Source: Authors calculation

Table 2 shows the results of these standard unit root tests. The results, however are biased in favor of identifying data as integrated in the presence of structural break.

3.2. Unit Root tests with structural break

To carry out a test of no structural break against an unknown number of breaks in the variables under investigation, we use the endogenously determined multiple break tests that developed and applied by Bai and Perron (1998, 2003). Table 3 presents results of different structural break tests for the variables under investigation.

Table 3: The Result of Structural Break Tests

	<i>lprv</i>	<i>lg ovi</i>	<i>lrer</i>	<i>inf</i>	<i>lg dp</i>
SupF	×	√	√	×	√
SupF Conditional	×	√	×	×	√
UDmax-WDmax	√	√	√	×	√
BIC-LWZ	√	√	√	√	√
Sequential	×	×	×	√	×

Note: √ indicates the presence of structural break.

Source: Authors calculation

To carry out unit root tests with presence of structural breaks in the series under consideration, we use Perron (1990) and Lee and Strazicich (2003) tests. Table 4 shows the results of Perron's unit root test.

Table 4: The Result of Perron's (1990) Unit Root Test

Variable	model	Break point	Dummy	τ - statistic	Critical value 5%	result
<i>lprv</i>	(1)	1993q4	Du93q4,Dt93q4	-1.2693	-3.77	I(1)
<i>lprv</i>	(2)	1993q4	Du93q4,Tt93q4	-1.1076	-3.80	I(1)
<i>lprv</i>	(3)	1993q4	Du93q4,Dt93q4, Tt93q4	-0.5831	-3.99	I(1)
<i>lprv</i>	(1)	1996q3	Du96q3,Dt96q3	-1.3272	-3.76	I(1)
<i>lprv</i>	(2)	1996q3	Du96q3,Tt96q3	-1.7622	-3.87	I(1)
<i>lprv</i>	(3)	1996q3	Du96q3,Dt96q3,Tt96q3	-1.7083	-4.17	I(1)
<i>lg ovi</i>	(1)	2004q4	Du2004q4,Dt2004q4	-0.9671	-3.80	I(1)
<i>lg ovi</i>	(2)	2004q4	Du2004q4,Tt2004q4	-1.6716	-3.85	I(1)
<i>lg ovi</i>	(3)	2004q4	Du2004q4,Dt2004q4,Tt2004q4	-1.4685	-4.18	I(1)
<i>lg dp</i>	(1)	2002q4	Du2002q4,Dt2002q4	-3.5131	-3.76	I(1)
<i>lg dp</i>	(2)	2002q4	Du2002q4,Tt02q4	-3.7092	-3.95	I(0)
<i>lg dp</i>	(3)	2002q4	Du2002q4,Dt2002q4,Tt2002q4	-3.6743	-4.24	I(0)
<i>lrer</i>	(1)	1994q3	Du94q3,Dt94q3	-2.8945	-3.76	I(0)
<i>lrer</i>	(2)	1994q3	Du94q3,Tt94q3	-3.1690	-3.87	I(0)
<i>lrer</i>	(3)	1994q3	Du94q3,dT94q3,Tt94q3	-3.4727	-4.17	I(0)
<i>lrer</i>	(1)	1995q1	Du95q1,Dt95q1	-2.5263	-3.76	I(0)
<i>lrer</i>	(2)	1995q1	Du95q1,Tt95q1	-3.5647	-3.87	I(1)
<i>lrer</i>	(3)	1995q1	Du95q1,Dt95q1,Tt95q1	-3.7747	-4.17	I(1)

Source: Authors calculation

However, Perron's known assumption of the break date was criticized and several studies have developed using different methodologies for endogenously determining the break date. Some of these include Zivot and Andrews (1992), Perron and Vogelsang (1992), and Lumsdaine and Papell (1997). These studies have shown that bias in the usual unit root tests can be reduced by endogenously determining the time of structural breaks. The results of Zivot and Andrews (ZA) and Lumsdaine and Papell (LP) tests are presented in Tables 5 and 6, respectively.

Table 5: ZA Unit Root Test Results

Variables	TB	τ_{ZA}	Result
<i>lprv</i>	1993q1	-4.4162	I(1)
<i>lg dp</i>	1992q2	-5.7712	I(0)
<i>lg ovi</i>	1994q4	-3.1920	I(1)
<i>inf</i>	1995q4	-4.9574	I(0)
<i>lrer</i>	1998q3	-6.2291	I(0)

Source: Authors calculation

The critical values for ZA test at levels 1%, 5% and 10% are -5.57, -5.08 and -4.82, respectively.

Table 6: LP Unit Root Test Results

Variables	TB1	TB2	τ_{ZA}	Result
<i>lprv</i>	1990q3	1995q3	-6.9565	I(0)
<i>lg dp</i>	1990q3	1992q2	-4.0402	I(1)
<i>lg ovi</i>	1991q2	1996q2	-5.2305	I(1)
<i>inf</i>	1992q2	1995q4	-6.1968	I(1)
<i>lrer</i>	1991q4	1998q3	-6.0790	I(1)

Source: Authors calculation

The critical values for LP test at levels 1%, 5% and 10% are -7.34, -6.82 and -6.49, respectively. Based on this test *lg dp*, *lg ovi*, *inf* and *lrer* are not stationary. Lee and Strazicich (2003) extended endogenous two breaks unit root test, and introduced a new procedure to capture two structural breaks. They proposed a Lagrange Multiplier (LM) unit root test in which the alternative hypothesis unambiguously implies trend stationary. Table 7 presents the results of Lee and Strazicich (LS) unit root test.

Table 7: LS Two Structural Breaks Unit Root Test Results

Variable	TB1	TB2	K	t-statistic	Result
<i>lprv</i>	1993q3	2004q1	8	-8.5842	I(0)
<i>lg dp</i>	1991q1	1993q3	0	-5.8395	I(0)
<i>lg ovi</i>	1992q4	1998q3	2	-5.4345	I(1)
<i>inf</i>	1995q1	1999q3	5	-7.0126	I(0)
<i>lrer</i>	1994q3	1998q3	4	-6.7013	I(0)

Note: 1) The critical values at 1, 5, 10% are -5.823, -5.286 and -4.989, respectively (Lee and Strazicich, 2003)

Source: Authors calculation

The results reveal that in the presence of two structural breaks, the null of unit root is rejected for *lprv*, *lg dp*, *inf* and *lrer*; while the null can't be rejected for *lg ovi* at 5% level of significance. In other words, in the presence of two possible structural breaks, the series are not in the same order of integration. Since most of the cointegration tests such as Engel-Grenger (1987) and Johansen and Juselius (1992) are confident when the

series are in the same order of integration, these tests can't be suitable for our study. Therefore, we use Bounds testing approach to level relationship developed by Pesaran et al. (2001) to address this issue.

4. Empirical Results

We apply a VAR(2)-GARCH-M model to estimate the relationships between inflation, exchange rate and private investment growth and their respective uncertainties simultaneously. The method for the estimation of the parameters is the maximum log-likelihood with BEKK approach. The estimation result of the model is reported in Table 8.

Table 8: Estimated parameters of the TGARCH model with BEKK approach

	Inflation		Private Investment		Real Exchange Rate	
		Coefficient- Z-Statistic		Coefficient Z-Statistic		Coefficient Z-Statistic
Mean Equation	μ_1	27.29874(3.66)	μ_2	0.019958(0.64)	μ_3	0.044285(0.79)
	ϕ_{11}	0.184127(1.20)	ϕ_{11}	0.000270(0.70)	ϕ_{11}	0.000523(0.91)
	ϕ_{12}	0.283266(2.20)	ϕ_{12}	-0.00027(-2.60)	ϕ_{12}	0.000302(0.63)
	ϕ_{21}	52.69023(1.58)	ϕ_{21}	0.642443(4.49)	ϕ_{21}	-0.248255(-1.34)
	ϕ_{22}	-57.53941(-1.38)	ϕ_{22}	0.113577(0.50)	ϕ_{22}	0.276958(1.75)
	ϕ_{31}	-22.08444(-0.65)	ϕ_{31}	0.030751(0.24)	ϕ_{31}	0.268670(1.16)
	ϕ_{32}	-22.77069(0.69)	ϕ_{32}	-0.05209(-0.54)	ϕ_{32}	0.224510(1.32)
	λ_1	-12.03613(-1.92)	λ_2	-0.01160(-0.39)	λ_3	-0.064526(-1.24)
GARCH in Mean	ρ_{11}	0.009338(0.43)	ρ_{12}	-6.75E-05(-2.29)	ρ_{13}	5.28E-05(0.59)
	ρ_{21}	112.6866(0.43)	ρ_{22}	-0.574510(-1.08)	ρ_{23}	-1.456884(-1.03)
	ρ_{31}	-656.4144(-0.61)	ρ_{32}	-5.99931(-2.70)	ρ_{33}	-8.572476(-0.86)
Variance Equation	c_{11}	66.84419(2.58)	c_{12}	-0.003020(-0.12)	c_{13}	-0.129067(-2.09)
	c_{22}	-4.63E-07(-0.10)	c_{23}	2.81E-06(0.16)	c_{33}	7.65E-05(1.05)
	a_{11}	0.688722(2.89)	a_{22}	0.251936(2.88)	a_{33}	0.742371(4.77)
	b_{11}	0.166230(0.60)	b_{22}	0.940003(42.83)	b_{33}	0.794929(16.38)

Source: Authors calculation

However, positive and significant inflation uncertainty means that it affects the level of inflation. Therefore, increasing inflation uncertainty raises the optimal inflation.

Following, Pahlavani and Bashiri (2013), Inflation uncertainty affects on the private investment growth negatively, supporting Pindyck (1982, 1988, 1991), Caballero (1991), Ferderer (1993a), Caballero and Pindyck (1996), hypothesis.

Pahlavani and Bashiri (2013) express that the negative effect of inflation uncertainty on the private investment implies that in the Iranian economy inflation uncertainty, because of instability of policies, reduces the information content of prices, distorts relative prices and long run contracts, and therefore lowers economic efficiency and investment.

Our empirical evidence also shows that private investment growth uncertainty has a negative and significant effect on the private investment growth. This result means that private investment growth uncertainty affects the level of private investment, reversely.

And finally, the coefficient of inflation in the mean equation is negative and significant, which means that inflation affects the private investment growth, reversely. As Valadkhani, (2004) expresses the rate of inflation has been used as a proxy for the nominal interest rate by Pesaran (1995) in his estimation of the real money balances for Iran and Khayum (1991) used price index as a proxy for the rate of interest in the context of developing countries

Figures 2 and 3 show that the conditional covariance and variance of inflation, exchange rate and private investment growth. It can be seen from the behavior of conditional covariance (Figure 2) that correlations between inflation, real exchange rate and private investment growth are unstable over the period of 1990-2000.

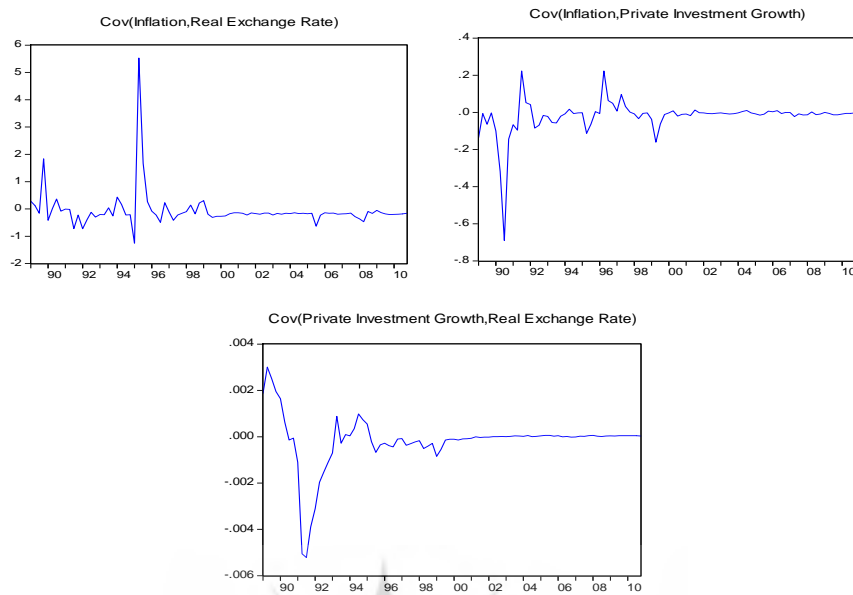


Figure 2: Estimated conditional covariance for inflation, private investment and real exchange rate

Source: Authors calculation

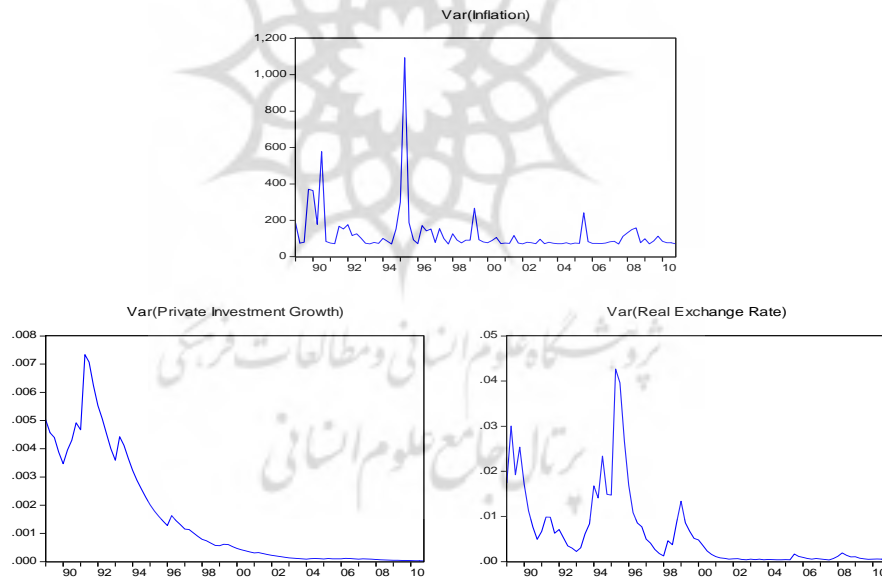


Figure 3: Estimated conditional variances of for inflation, private investment and real exchange rate

Source: Authors calculation

In the model, estimated conditional variance of inflation has the greatest peak at the time. Pahlavai and Bashiri (2013) (as cited Valadkhani (2004)) express higher inflation rates can discourage investors to obtain real assets. Under inflationary circumstances, the value of money deteriorates and it causes little incentive for people to deposit their funds in the banking system. This is the case particularly in Iran since nominal interest rates profit rates for term deposits and saving accounts are kept artificially low. Therefore, agents tend to invest in unproductive activities such as buying/selling foreign currencies, gold coins, cars, money laundering. It is interesting to recognize an increase in the growth of the consumer price index and its uncertainty under these circumstances are conjectured to produce a decline in the propensity to save as measured by funds flowing through financial intermediaries. This leads to a reduction in the funds deposit for investment through the banking system.

4.1. Bounds test approach to level relationship

As the unit root tests results confirm different order of integration for variables under consideration, we employ Bounds testing approach to investigate the long run relationship among variables under investigation. Table 9 presents critical values for F-statistic at 1, 5 and 10 percent.

Table 9: F- statistic Critical Values for Bounds Test

K=6	10%		5%		1%		F-statistic
	I(0)	I(1)	I(0)	I(1)	I(0)	I(1)	
F _V	2.657	3.776	3.077	4.284	4.000	5.397	5.055727
F _{IV}	2.088	3.103	2.431	3.518	3.173	4.485	3.487129
F _{III}	2.236	3.381	2.627	3.864	3.457	4.943	5.164346

Note: F_V, represents the F statistic of the model with unrestricted intercept and trend, F_{IV}, represents the F statistic of the model with unrestricted intercept and restricted trend and F_{III}, represents the F statistic of the model with unrestricted intercept and no trend.

Source: Authors calculation

As the critical F-statistics of the model III and V are bigger than the I(1) critical values in Table 9, we can reject the null hypothesis at the 5% level and accept the long-run relationship between private investment and its determinants. The estimation results of the ARDL model and long-run coefficients are presented in Table 9.

Table 10: Estimated Long- run Coefficients Using the RDL(4,2,3,3,4,2,1)

Variables	coefficient	Standard Error	T-Ratio[Prob]
<i>lg dp</i>	3.7392	0.45922	8.1425[.000]
<i>lg ovi</i>	-1.0703	0.33245	-3.2194[.002]
<i>inf</i>	-0.0075	-0.0044	-1.7162[.092]
<i>lrer</i>	0.4357	0.2259	1.9285[.059]
<i>uninf</i>	-0.0013	0.5300e-3	-2.5473[.014]
<i>unrer</i>	-8.5422	3.3929	-2.5177[.015]
<i>Du93q1</i>	0.22873	0.19545	1.1703[0.247]
<i>Du95q1</i>	-0.2026	0.15641	1.2953[0.201]
<i>c</i>	-2.68404	5.2249	-5.1370[0.000]
R-Squared =0.99838 adjusted-R-Squared=0.9976 DW-statistic=2.1188			

Source: Authors calculation

By taking dummy variables for structural breaks, results of the paper reveal that, as we expected, *lg dp* has positive effect on the *lprv*. Based on the acceleration theory, increases of *lg dp* causes to increase the private investment: our results show that one percent increase in *lg dp* leads to an increase in private investment by 3.74% in the long-run. However, *lg ovi* has negative effect on private investment, where one percent increases in the *lg ovi* leads to a 1.07% decrease in the private investment in the long-run. In an economy with limited resources like Iran, when government employs these resources, the resources which are available for the private sector, would decrease and lead to decrease the private investment.

Moreover, real exchange rate uncertainty positively affects the private investment. The result shows that an 1% increase in the real exchange rate uncertainty, increases private investment 0.43% in the long run. Uncertainty of inflation and real exchange rate also negatively affects on private investment.

In general, economic uncertainty makes undesirable conditions to investors and decreases the private investment. Finally, inflation negatively affects private investment in the long run. These results are in line with theoretical expectations.

Finally we did some diagnostic tastes for the fitted ARDL model. For instance in order to check instability of the estimated model, we used the Cumulative Sum of Recursive Residuals (CUSUM) and Cumulative Sum

of Squares of Recursive Residuals (CUSUMQ) tests (Figure 4). This tests show a stable ARDL model.

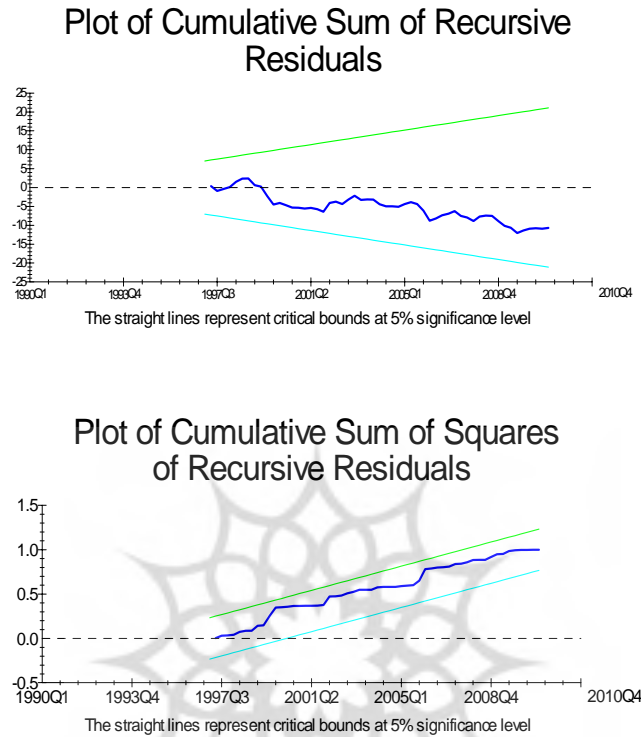


Figure 4: CUSUM and CUSUMQ tests

Source: Authors calculation

5. Conclusion

This paper investigates the long-run relationship between macroeconomic instability and private investment for the Iranian economy by employing Bounds testing approach to level relationship. The study uses a trivariate VAR(2)-GARCH(1,1)-M model with diagonal BEKK approach to proxied inflation and exchange rate uncertainties in a unified framework. In Iran, there have been many unusual policy changes and/or external shocks to the economy which resulted in the occurrence of multitude of structural breaks in the variables under consideration. By

taking the structural breaks into account, results of the paper reveal that there are mean spillovers between inflation, exchange rate and private investment. There also is a negative effect of macroeconomic instability on private investment over the period of study, 1988:1-2010:4. These results support Pindyck (1982, 1988, 1991), Caballero (1991), Ferderer (1993a), Caballero and Pindyck (1996). In fact, in Iranian economy, macroeconomic instability refers to phenomena that decrease the predictability of the domestic macroeconomic environment, leading to resource-allocation distortion and hampering investment and growth.



References

- 1- Abel, A. (1983). Optimal investment under uncertainty. *American Economic Review*, 73 (1), 228-233.
- 2- Abel, A. and Eberly, J. (1994). A Unified Model of Investment under Uncertainty. *The American Economic Review* (December): 1369-84.
- 3- Abel A B, Dixit A K, Eberly, J C and Pindyck, R S. (1996). Options, the Value of Capital and Investment. *Quarterly Journal of Economics*, 3(3), 753-777.
- 4- Ahmed, I. and Qayyum, A. (۲۰۰۷). Do public expenditure and macroeconomic uncertainty matter to private investment? Evidence from Pakistan. *The Pakistan Development Review*, ۴۶(۲), ۱۴۵-۱۶۱.
- 5- Aizenman J and Marion N P (1993). Macroeconomic Uncertainty and Private Investment. *Economic Letters*, 41 (2), 207-210.
- 6- Aizenman, J and Marion N (1995). Volatility, Investment and Disappointment Aversion. *NBER Working Paper* No. 5386.
- 7- Aizenman J and Marion N P (1996). Volatility and the Investment Response. *NBER Working Paper* No. 5841.
- 8- Atella V, Atzeni GE (2003). Investment and Exchange Rate under Uncertainty. *CEIS Tor Vergata*. Research Pap. Ser., 11(32).
- 9- Bai, J. and Perron, P. (1998). Estimating and testing linear models with multiple structural changes. *Econometrica*, 66, 47-78.
- 10- Bai, J. and Perron, P. (2003). Computation and analysis of multiple structural change models, *Journal of Applied Econometrics*, 18, 1-22.
- 11- Barrell, R., Gottschalk, S.D. and Hall, S.G. (2004). Foreign direct investment and exchange rate uncertainty in imperfectly competitive industries. *Money Macro and Finance (MMF) Research Group Conference*, No. 220.
- 12- Becker B, Hall S. (2003). Foreign direct investment in industrial R&D and exchange rate uncertainty in the UK. *Money macro and finance (MMF) research group conference*, p 4.
- 13- Bleaney, Michael. (1996). Macroeconomic Stability, Investment and Growth in Developing Countries. *Journal of Development Economics*, 48, 461-77.
- 14- Bleaney, M. and Greenaway, D. (2001). The impact of terms of trade and real exchange rate volatility on investment and growth in sub-Saharan Africa. *Journal of Development Economics*, (65), 491-500.
- 15- Böhm H, Funke M (2001). Does The Nominal Exchange Rate Regime Matter For Investment? *CESifo Work. Pap.*, 578, 2-23.

- 16- Bond, Stephen R. and Söderbom, M., Wu, G. (2008). A Structural Estimation for the Effects of Uncertainty on Capital Accumulation with Heterogeneous Firm.
- 17- Byrne, J.P. and Davis, E.P. (2003). Panel estimation of the impact of exchange rate uncertainty on investment in the major industrial countries. *NIESR and Brunel University*, No. 208.
- 18- Byrne, J.P. and Davis, E.P. (2005). Investment and uncertainty in the G7. *Review of World Economics*, 141(1), 1-32.
- 19- Caballero R J (1991). On the Sign of the Investment-Uncertainty Relationship. *American Economic Review*, 81(1), 279-288.
- 20- Caballero R J and Pindyck R S (1996). Uncertainty, Investment, and Industry Evolution. *International Economic Review*, 37 (3), 641-662.
- 21- Caruso M (2001). Investment and the Persistence of Price Uncertainty. *Research in Economics*, 55(1), 189-217.
- 22- Clause B (2008). Real effective exchange rate uncertainty, threshold effects, and aggregate investment- evidence from Latin American countries. *IWP discussion paper*.
- 23- Cottani, Cavallo and Khan (1990). Real exchange Rate behavior and economic performance in LDCs. *Economic Development and Cultural Change*, 39, 61-76.
- 24- Dahmarde, N., Bashiri, S. (2012). Investigation of the relationship between real exchange rate uncertainty and private investment in Iran: An application of bivariate generalized autoregressive conditional heteroskedasticity (GARCH)-M Model with BEKK approach. *African Journal of Business Management*, 6(25), 7489-7497.
- 25- Daroughe J., Mohammadi T. (2005). Investment under Uncertainty: a Case Study of Iran's Economy. *Economic Research Review*, 5(3):49-80.
- 26- Darby, J. et. al. (1999). The Impact of Exchange Rate Uncertainty on the Level of Investment. *Economic Journal*, 109, C55-C67.
- 27- Darby J, Hallett AH, Ireland I, Piscitelli L (2000). Exchange rate uncertainty and Business sector investment. *Econometric society world congress 2000 contributed papers*, 0600.
- 28- Da Silva Filho, T. (2007). Is the Investment-Uncertainty link really elusive? The harmful effects of inflation uncertainty in Brazil, *Working Paper Series*, 157.
- 29- Dixit AK, Pindyck RS (1994). Investment under uncertainty. Princeton University Press, Princeton, NJ, 1-10.

- 30- Driver C and Moreton D (1991). The Influence of Uncertainty on UK Manufacturing Investment. *The Economic Journal*, 101(409), 1452-1459.
- 31- Easterly W. and K. Schmidt-Hebbel (1991). The macroeconomics of Public Sector Deficits: A Synthesis. *Policy Research Working Paper*, WPS775, The World Bank, Washington D.C.
- 32- Engle, R.F. and Granger, C.W.J. (1987). Cointegration and error correction representation, estimation and testing. *Econometrica*, 55, 251-276.
- 33- Esmaeilzadeh Maghari A, (2009). The survey on inflation effectiveness from total investment in Iran's Economy. *Economic Research Review*, 9(2 (33)), 97-123.
- 34- Ferderer J P (1993a). The Impact of Uncertainty on Aggregate Investment Spending: An Empirical Analysis. *Journal of Money, Credit and Banking*, 25(1), 30-48.
- 35- Ferderer J.P. (1993b). Does Uncertainty Affect Investment Spending? *Journal of Post Keynesian Economics*, 16(1), 19-35.
- 36- Fischer, G. (2011). Investment Choice and Inflation Uncertainty. London School of Economics.
- 37- Friedman M (1977). Nobel Lecture: Inflation and Unemployment. *J. Polit. Econ.*, 85, 451-472.
- 38- Gaskar R., Ghanbari H.A., Eghbali A.R. (2007). Instability in macroeconomic and private sector investment in Iran. *Economic Research Review*, 6(4 (23)), 113-132.
- 39- George A and Morisset J (1995). Does Price Uncertainty Really Reduce Private Investment? A Small Model Applied to Chile. *Applied Economics*, 27(6), 517-522.
- 40- Glezakos C and Nugent J B (1997). Relative Price Variability, Inflation Rate Uncertainty and Postwar Investment of the United States. *Journal of Post Keynesian Economics*, 19(2), 181-194.
- 41- Goldberg, L. (1993). Exchange Rates and Investment in United States Industry. *Review of Economics and Statistics*, 75, 575-588.
- 42- Gorji E. and Madani Sh. (2003). The Effect of Macroeconomic Stability in Investment and Growth in Iran, *Iranian Journal of Trade Studies (IJTS)*; 7(28):1-1.
- 43- Hallett, A.H., Peersman, G. and Piscitelli, L. (2004). Investment under monetary uncertainty: A panel data investigation. Development of Economics, *Working Paper*, No. 04- w06.

- 44- Hammoudeha, S., Yuana, Y., McAleer, M. (2009). Shock and volatility spillovers among equity sectors of the Gulf Arab stock markets, *The Quarterly Review of Economics and Finance*, 49 (2009) 829–842
- 45- Hartman R (1972). The Effects of Price and Cost Uncertainty on Investment. *Journal of Economic Theory*, 5(2), 258-266.
- 46- Heidari, H and Bashiri, S., (2011). Inflation, Inflation uncertainty and economic growth nexus in Iran: an application of BGARCH model. *12th International Symposium on Econometrics, Operations Research and Statistics*, Pamukkale University, Denizli, Turkey.
- 47- Heidari, H., Safarzadeh, A and Bashiri, S. (2011). An Empirical Investigation of the Effects of Exchange Rate Uncertainty on Economic Growth in Iran. *International Conference on banking and finance perspectives*, Cyprus.
- 48- Heidari, H and Hashemi Pourvaladi, S. (2011). Reinvestigating the relationship between exchange rate uncertainty and private investment in Iran: An application of bounds test approach to level. *African Journal of Business Management*, 5(15), 6186-6194.
- 49- Intiaz. A., Abdul, Q. (2008). Effect of government spending and macroeconomic uncertainty on private investment in services sector: evidence from Pakistan. *European Journal of economics, finance and administrative sciences*. 1-32.
- 50- Ismihan, M., Metin-Ozcan, k. and Tansel, A. (2005). The role of macroeconomic instability in public and private capital accumulation and growth: the case of Turkey 1999-1963. *Applied Economics*, 37, 239-251.
- 51- Johansen S, Juselius K (1992). Testing structural hypotheses in a multivariate cointegration analysis of the PPP and the UIP for UK. *J. Econ.*, 53: 211-244.
- 52- Kazerouni A.R., Doulati M, (2008). The impact of exchange rate uncertainty on private investment: the case of Iran (1961-2002). *Iranian Journal of Trade Studies (IJTS)*, 45, 283-306.
- 53- Kottaridi, C And Escaleras, M, (2008). Macroeconomic Imbalances, Sociopolitical Instability and Public Provision: Effects on Private Investment, *University of Peloponnese Department of Economics*, Working Paper – 29, <http://econpapers.repec.org/paper/uopwpaper/>
- 54- Kwiatkowski, D., Phillips, P. C. B., Schmidt, P., Shin, Y. (1992). Testing the null hypothesis of stationary against the alternative of a unit root, How sure are we that economic time series have a unit root? *Journal of Econometrics*, 54, 159-178.

- 55- Leahy, J. and Whited, T. (1995). The effect of uncertainty on investment: some stylized facts. *NBER Working Paper* 4986, Cambridge, Mass.
- 56- Lee, J. and Shin, K. (2000). The Role of Variable Input in the Relationship between Investment and Uncertainty. *American Economic Review*, 90(3), 667–680.
- 57- Lee, J. and Strazicich, M. (2003). Minimum LM unit root test with two structural breaks. *The Review of Economics and Statistics*, 85, 1082-1089.
- 58- Lumsdaine, R. L and Papell, D. H. (1997). Multiple Trend Breaks and the Unit Root Hypothesis. *Review of Economics and Statistics*, 79 (2), 212-218.
- 59- Mazed Gil, P (2004). Expected profitability of capital under uncertainty – a microeconomic perspective. *Working Papers, Research – Work In Progress - N° 157*.
- 60- Montiel P. and L. Servén (2004). Macroeconomic Stability in Developing Countries: How Much Is Enough? *World Bank Policy Research Paper* 3456, November.
- 61- Moradpour Ouladi M., Ebrahimi M, Abbasioun V. (2008). The effect of real exchange rate uncertainty on private investment. *Iranian Economic Research*, 10(35), 159-176.
- 62- Narayan, P.K. (2005). The saving and investment nexus for china: Evidence from cointegration tests. *Applied economics*, 37, 1979-1990.
- 63- Ng, S. and Perron .P. (2000). Lag length selection and the construction of unit root tests with good size and power. *Econometrica*, 69, 1519-1554.
- 64- Nuredeen, A. (2009). Modeling the long-run determinants of private investment in Nigeria. *the IUP Journal of financial economics*, 48-63.
- 65- Pahlavani, M. and Bashiri, S. (2013). Dynamic Relationship between Inflation Uncertainty and Private Investment in Iran: An Application of VAR-GARCH-M Model. *International Journal of Business and Development Studies*, 5, 1, 61-76
- 66- Perron, P. (1990). Further evidence on breaking trend functions in macroeconomics variables. *Econometric Research Program*, No. 350.
- 67- Perron P, Vogelsang TJ (1992). Nonstationarity and Level Shifts with an Application to Purchasing Power Parity. *J. Bus. Econ. Stat.*, 10: 301-320
- 68- Pesaran, M.H., Shin, Y. and Smith, R.J.(2001). Bounds testing approaches to the analysis of level relationships. *Journal of Applied Econometrics*, 16, 289-326.

- 69- Pindyck R.S. (1982). Adjustment Costs, uncertainty, and the behavior of the firm. *American Economic Review*, 72(3), 415-427.
- 70- Pindyck R.S. (1988). Irreversible Investment, Capacity Choice, and the Value of the Firm. *American Economic Review*, 78(5), 969-985.
- 71- Pindyck R.S. (1991). Irreversibility, Uncertainty and Investment. *Journal of Economic Literature* 29, 1110-48.
- 72- Pindyck, R. and A. Solimano. 1993. Economic Instability and Aggregate Investment. *NBER Macroeconomics Annual*, 8, 259-303.
- 73- Pradhan, G., Schuster, Z. and Upadhyaya, K. (2004). Exchange Rate Uncertainty and the Level of Investment in Selected South-East Asian countries. *Applied Economics*, 36, 2161-2165.
- 74- Ruiz, I. and Pozo, S. (2007). Exchange rate and U.S. direct investment into latin America. *SHSU Economics and Intl. Business Working Paper*, No. SHSU_ECO_WP07-01.
- 75- Sanogo, I. and Gyengani, Z. (٢٠٠٨). Private investment in Guinea, Does macroinstability matter? A comparative analysis. *European Journal of Scientific Research*, ١٩(٤), ٧٥٨-٧٨٣.
- 76- Schmidt, C.W. and Broll, U. (2009). Real exchange rate uncertainty and foreign direct investment: An empirical analysis. *Rev World Econ*, 145, 513-530.
- 77- Serven L (2002). Real exchange rate uncertainty and private investment in developing countries. World Bank. *Rev. Econ. Stat.*, Work Pap. No. 2823.
- 78- Serven, L. (2003). Real-exchange-rate uncertainty and private investment in LDCs. *Rev. Econ. Stat.*, 1-25.
- 79- Serven, L. and A. Solimano. (1993). Debt Crisis, Adjustment Policies and Capital Formation in Developing Countries: Where Do We Stand? *World Development*, 21, 127-140.
- 80- Sharifazadeh M.R. and Hosseinzadeh Bahreyni M.H. (2003). The Impact of Economic Security Indices on Private Investment in Iran (1981-2000). *Nameh-Ye-Mofid*, 9(4 (38) Economics), 159-192.
- 81- Zeira, J. (1990). Cost uncertainty and the rate of investment. *Journal or Economic Dynamics and Control*, 14, 53-63.
- 82- Zelekha, Y. (2010). The effect of uncertainty in inflation expectations on private investment, *IUP Journal of Monetary Economics. Hyderabad*, 8(4), 14-22.

83- Zivot E, Andrews DWK. (1992). Further evidence on the great crash, the oil-price shock, and the unit root hypothesis. *J. Bus. Econ. Stat.*, 10(3), 251-270.

